

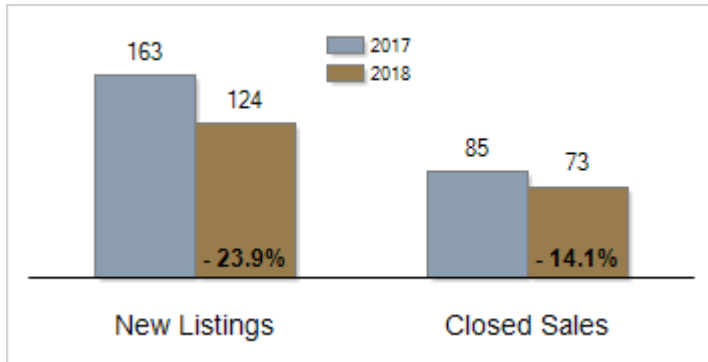


# Patterson-Schwartz Real Estate Residential Market Update

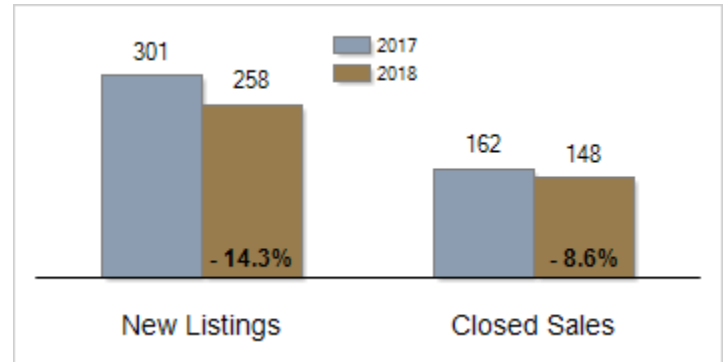
As of Friday, March 09, 2018 10:47:51 AM

Cecil County, Maryland	February			Year To Date		
	2017	2018	Change	2017	2018	Change
<b>New Listings</b>	163	124	- 23.9%	301	258	- 14.3%
<b>Closed Sales</b>	85	73	- 14.1%	162	148	- 8.6%
<b>Pending Sales</b>	96	90	- 6.3%	196	157	- 19.9%
<b>Median Sales Price</b>	\$185,463	\$196,000	+ 5.7%	\$203,000	\$200,000	- 1.5%
<b>% of Original List Price Received at Sale</b>	92.9%	93.0%	+ 0.1%	92.5%	92.6%	+ 0.1%
<b>Average Days on Market Until Sale</b>	98	87	- 11.2%	102	82	- 19.6%
<b>Total Residential Listing Inventory (as of 02/28)</b>	582	456	- 21.6%			
<b>Single-Family Detached Inventory (as of 02/28)</b>	472	388	- 17.8%			

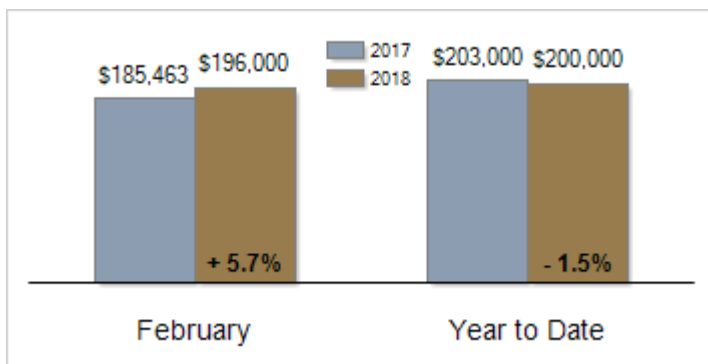
Activity: February



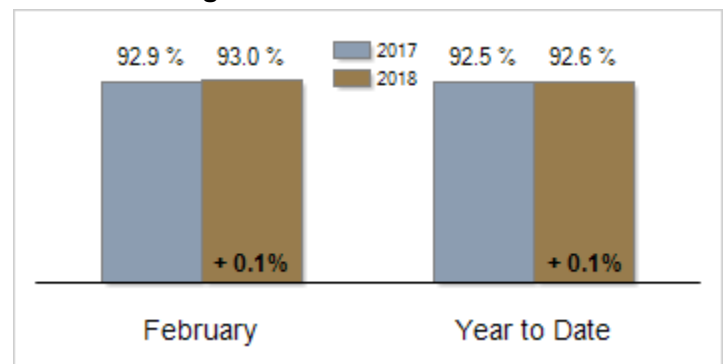
Activity: Year to Date



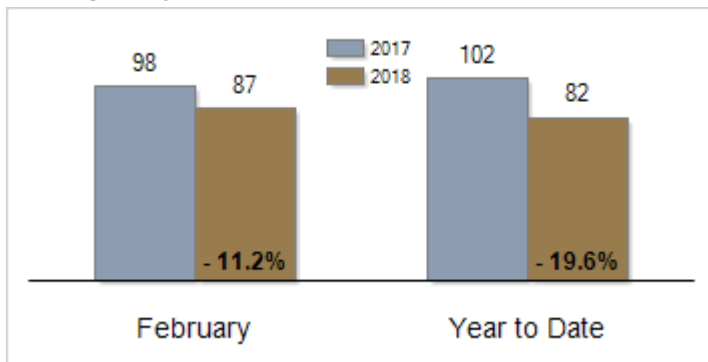
Median Sales Price



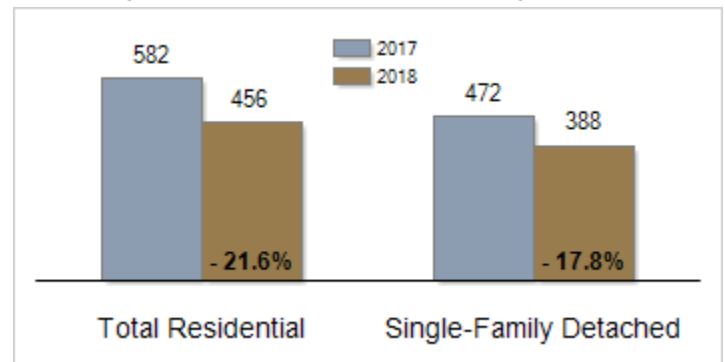
Percent of Original List Price Received at Sale



Average Days on Market Until Sale



Inventory of Homes for Sale: February



All information presented is based on data supplied by MRIS MLS. MRIS MLS does not guarantee nor is it responsible for its accuracy. Data maintained by the MLS may not reflect all real estate activities in the market. Information is deemed reliable but not guaranteed.