



Patterson-Schwartz Real Estate Residential Market Update

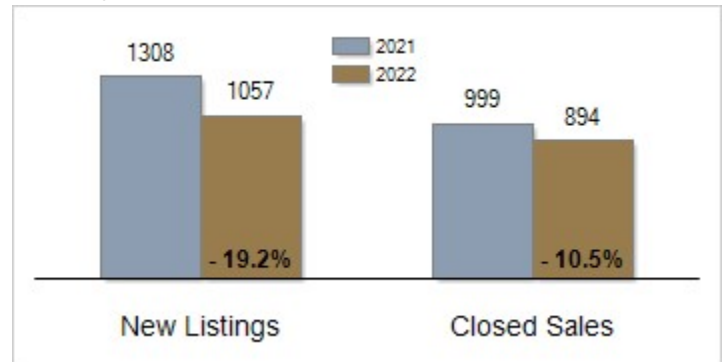
As of Monday, August 8, 2022 11:59:11 AM

All Cecil County	July			Year To Date		
	2021	2022	Change	2021	2022	Change
New Listings	185	156	- 15.7%	1308	1057	- 19.2%
Closed Sales	146	129	- 11.6%	999	894	- 10.5%
Pending Sales	151	117	- 22.5%	1083	868	- 19.9%
Median Sales Price	\$305,000	\$340,000	+ 11.5%	\$281,500	\$310,000	+ 10.1%
% of Original List Price Received at Sale	101.0%	99.3%	- 1.7%	99.7%	100.4%	+ 0.7%
Average Days on Market Until Sale	13	16	+ 23.1%	24	22	- 8.3%
Total Residential Listing Inventory (as of 07/31)	208	206	- 1.0%			
Single-Family Detached Inventory (as of 07/31)	165	162	- 1.8%			

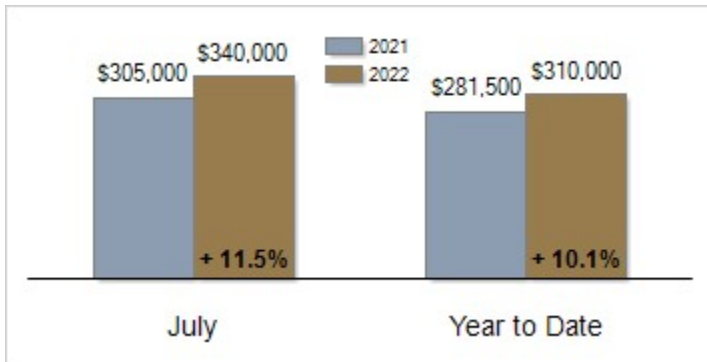
Activity: July



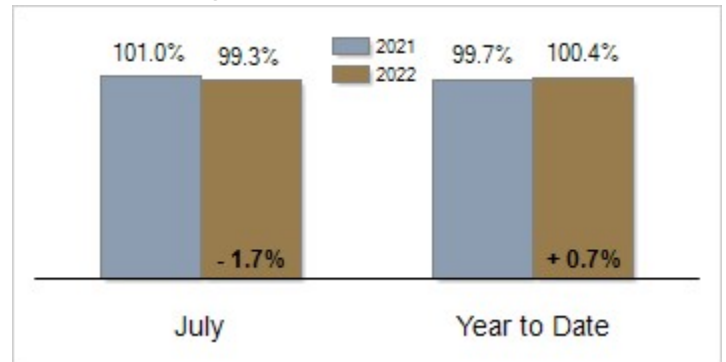
Activity: Year to Date



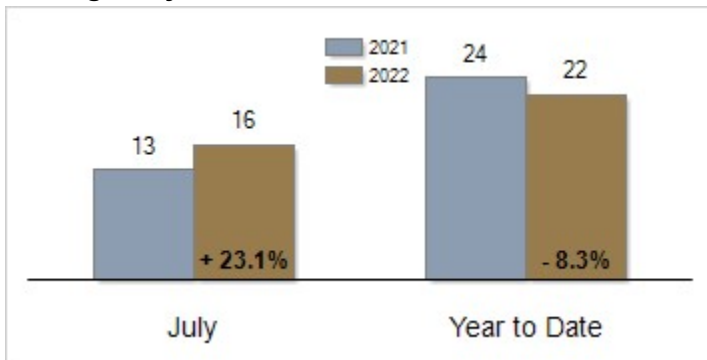
Median Sales Price



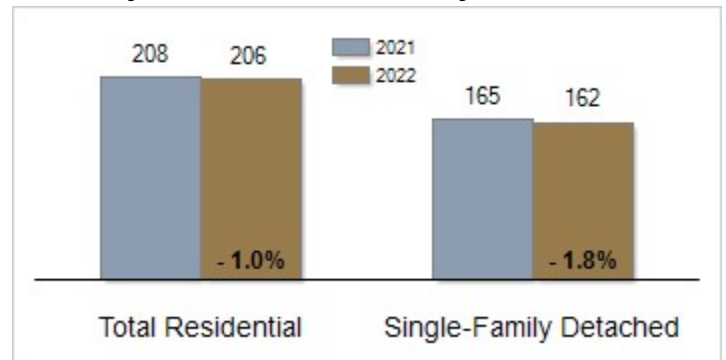
Percent of Original List Price Received at Sale



Average Days on Market Until Sale



Inventory of Homes for Sale: July



All information presented is based on data supplied by BRIGHT MLS. BRIGHT MLS does not guarantee nor is it responsible for its accuracy. Data maintained by the MLS may not reflect all real estate activities in the market. Information is deemed reliable but not guaranteed.