



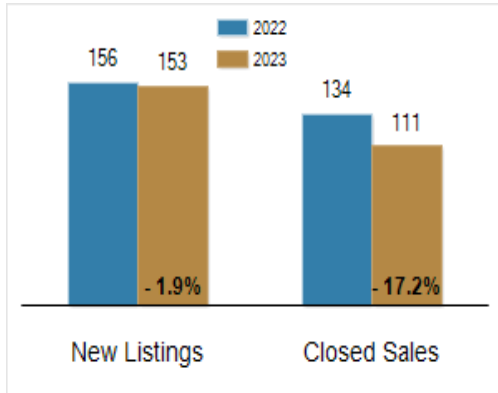
Patterson-Schwartz Real Estate

Residential Market Update

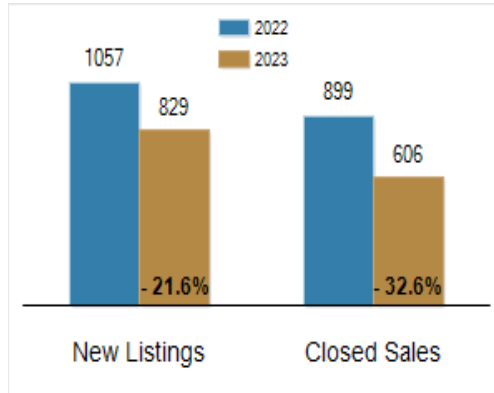
As of Monday, August 7, 2023 9:38:07 AM

All Cecil County	July			Year To Date		
	2022	2023	Change	2022	2023	Change
New Listings	156	153	- 1.9%	1057	829	- 21.6%
Closed Sales	134	111	- 17.2%	899	606	- 32.6%
Pending Sales	126	95	- 24.6%	885	644	- 27.2%
Median Sales Price	\$332,999	\$324,900	- 2.4%	\$310,000	\$334,485	+ 7.9%
% of Original List Price Received at Sale	99.4%	98.9%	- 0.5%	100.3%	98.5%	- 1.8%
Average Days on Market Until Sale	16	17	+ 6.3%	22	23	+ 4.5%
Total Residential Listing Inventory (as of 07/31)	151	204	+ 35.1%			
Single-Family Detached Inventory (as of 07/31)	110	164	+ 49.1%			

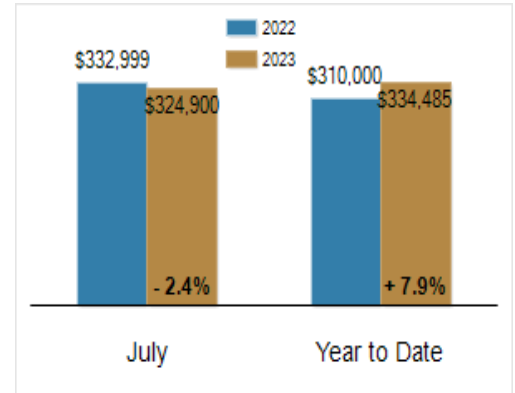
Activity: July



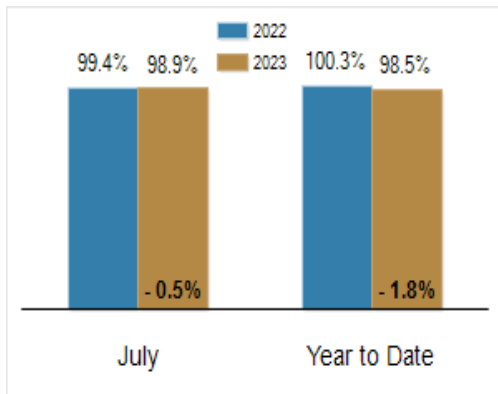
Activity: Year to Date



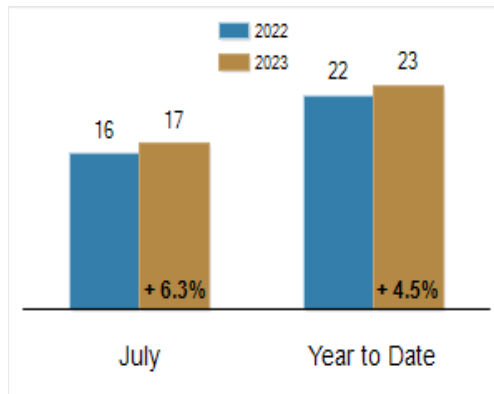
Median Sales Price



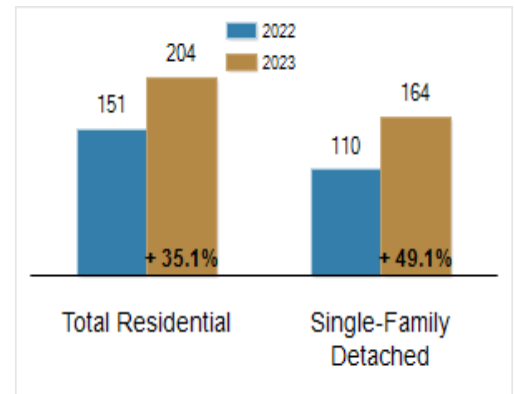
Percent of Original List Price Received at Sale



Average Days on Market Until Sale



Inventory of Homes for Sale: July



All information presented is based on data supplied by BRIGHT MLS. BRIGHT MLS does not guarantee nor is it responsible for its accuracy. Data maintained by the MLS may not reflect all real estate activities in the market. Information is deemed reliable but not guaranteed.