



# Patterson-Schwartz Real Estate

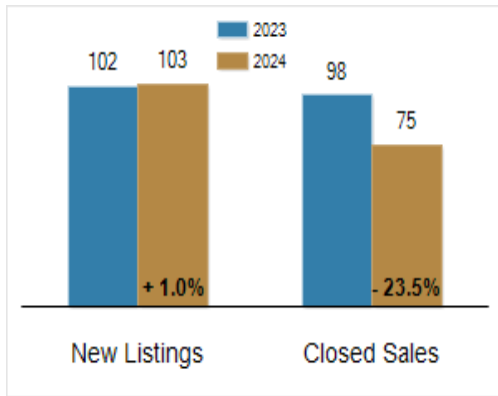
## Residential Market Update

As of Monday, December 9, 2024 9:27:56 AM

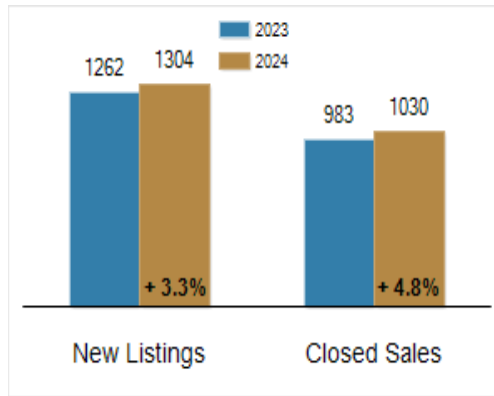
All Cecil County	November			Year To Date		
	2023	2024	Change	2023	2024	Change
New Listings	102	103	+ 1.0%	1262	1304	+ 3.3%
Closed Sales	98	75	- 23.5%	983	1030	+ 4.8%
Under Contract	99	65	- 34.3%	1009	1018	+ 0.9%
Median Sales Price	\$342,500	\$370,000	+ 8.0%	\$335,000	\$365,000	+ 9.0%
% of Original List Price Received at Sale	97.0%	97.6%	+ 0.6%	98.0%	97.7%	- 0.3%
Average Days on Market Until Sale	26	28	+ 7.7%	25	28	+ 12.0%

Total Residential Listing Inventory as of December 9, 2024	196
Total Residential Listing Inventory (excluding new construction) as of December 9, 2024	145

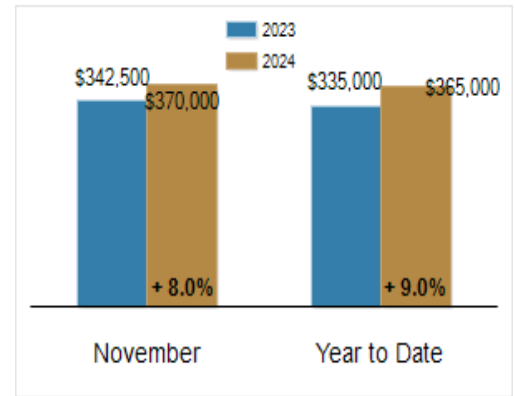
### Activity: November



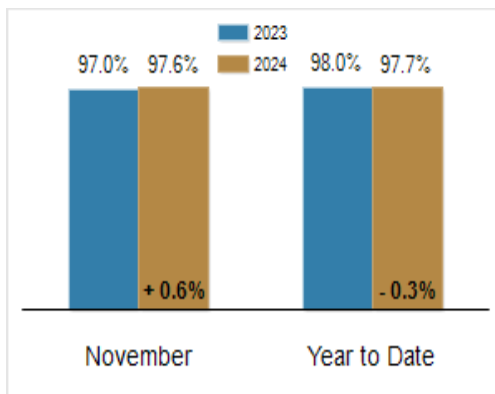
### Activity: Year to Date



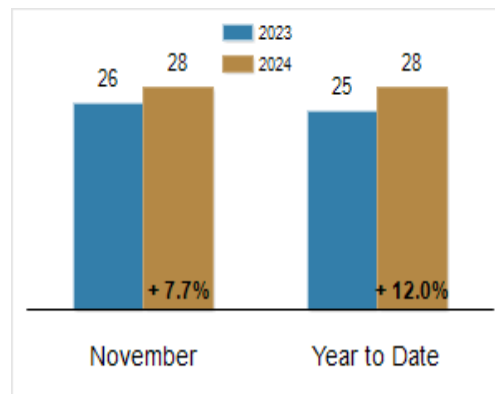
### Median Sales Price



### Percent of Original List Price Received at Sale



### Average Days on Market Until Sale



All information presented is based on data supplied by BRIGHT MLS. BRIGHT MLS does not guarantee nor is it responsible for its accuracy. Data maintained by the MLS may not reflect all real estate activities in the market. Information is deemed reliable but not guaranteed.