



Patterson-Schwartz Real Estate

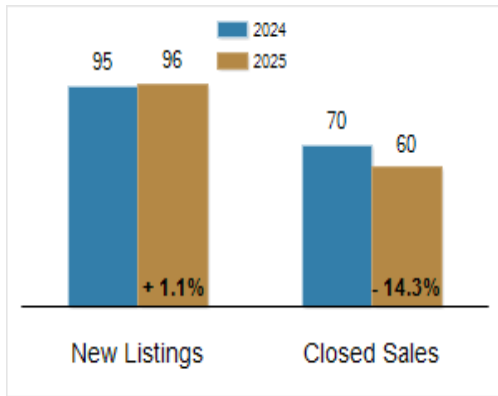
Residential Market Update

As of Friday, February 7, 2025 11:02:23 AM

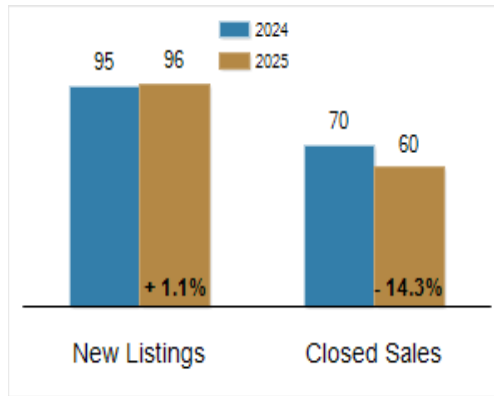
All Cecil County	January			Year To Date		
	2024	2025	Change	2024	2025	Change
New Listings	95	96	+ 1.1%	95	96	+ 1.1%
Closed Sales	70	60	- 14.3%	70	60	- 14.3%
Under Contract	88	82	- 6.8%	88	82	- 6.8%
Median Sales Price	\$325,000	\$309,500	- 4.8%	\$325,000	\$309,500	- 4.8%
% of Original List Price Received at Sale	98.5%	97.2%	- 1.3%	98.5%	97.2%	- 1.3%
Average Days on Market Until Sale	29	31	+ 6.9%	29	31	+ 6.9%

Total Residential Listing Inventory as of February 7, 2025	186
Total Residential Listing Inventory (excluding new construction) as of February 7, 2025	144

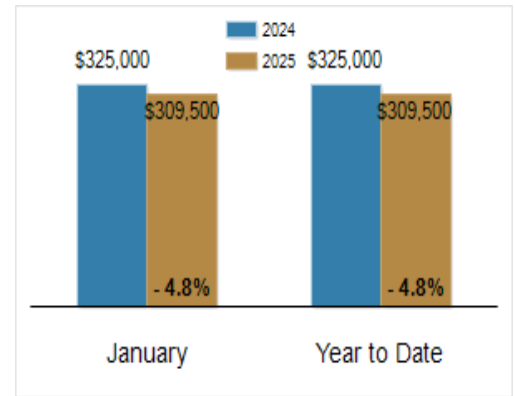
Activity: January



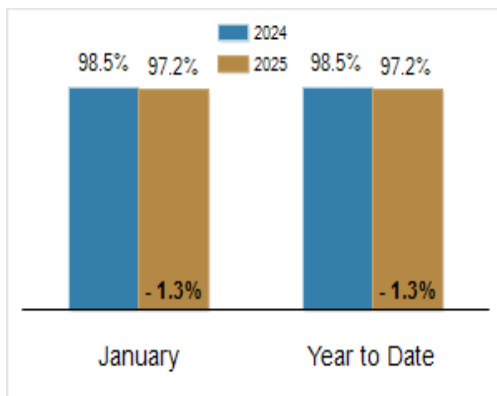
Activity: Year to Date



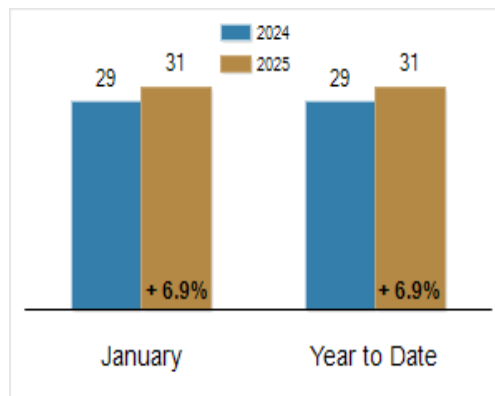
Median Sales Price



Percent of Original List Price Received at Sale



Average Days on Market Until Sale



All information presented is based on data supplied by BRIGHT MLS. BRIGHT MLS does not guarantee nor is it responsible for its accuracy. Data maintained by the MLS may not reflect all real estate activities in the market. Information is deemed reliable but not guaranteed.