



Patterson-Schwartz Real Estate

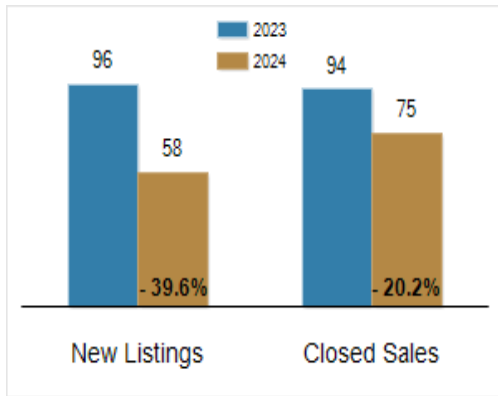
Residential Market Update

As of Wednesday, January 8, 2025 10:43:19 AM

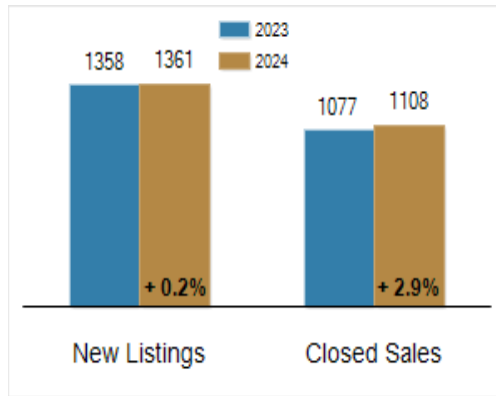
All Cecil County	December			Year To Date		
	2023	2024	Change	2023	2024	Change
New Listings	96	58	- 39.6%	1358	1361	+ 0.2%
Closed Sales	94	75	- 20.2%	1077	1108	+ 2.9%
Under Contract	89	53	- 40.4%	1098	1072	- 2.4%
Median Sales Price	\$335,000	\$327,000	- 2.4%	\$335,000	\$365,000	+ 9.0%
% of Original List Price Received at Sale	86.5%	98.2%	+ 11.7%	96.7%	97.8%	+ 1.1%
Average Days on Market Until Sale	24	28	+ 16.7%	25	28	+ 12.0%

Total Residential Listing Inventory as of January 8, 2025	187
Total Residential Listing Inventory (excluding new construction) as of January 8, 2025	142

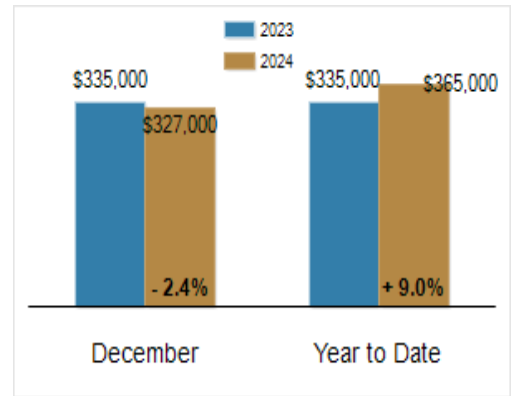
Activity: December



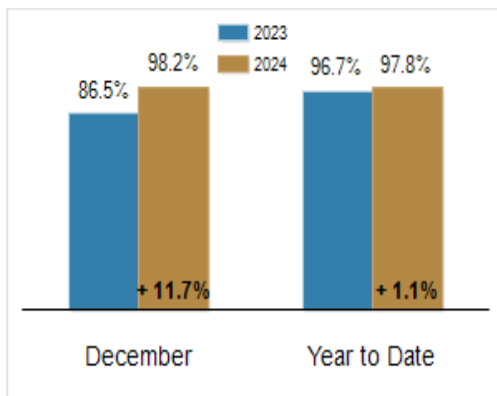
Activity: Year to Date



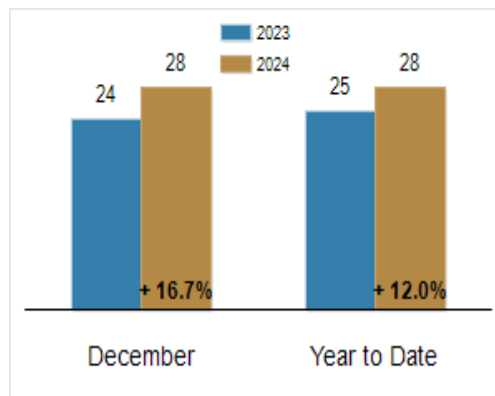
Median Sales Price



Percent of Original List Price Received at Sale



Average Days on Market Until Sale



All information presented is based on data supplied by BRIGHT MLS. BRIGHT MLS does not guarantee nor is it responsible for its accuracy. Data maintained by the MLS may not reflect all real estate activities in the market. Information is deemed reliable but not guaranteed.