



Patterson-Schwartz Real Estate

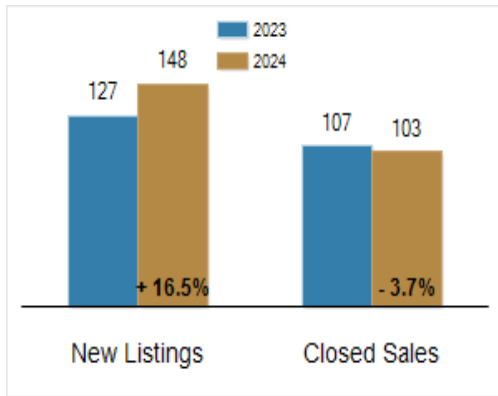
Residential Market Update

As of Monday, July 8, 2024 2:11:09 PM

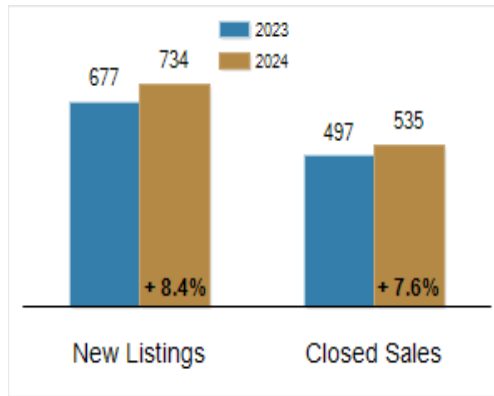
All Cecil County	June			Year To Date		
	2023	2024	Change	2023	2024	Change
New Listings	127	148	+ 16.5%	677	734	+ 8.4%
Closed Sales	107	103	- 3.7%	497	535	+ 7.6%
Under Contract	126	123	- 2.4%	560	577	+ 3.0%
Median Sales Price	\$350,000	\$351,000	+ 0.3%	\$335,000	\$355,000	+ 6.0%
% of Original List Price Received at Sale	101.0%	99.6%	- 1.4%	98.4%	97.9%	- 0.5%
Average Days on Market Until Sale	17	25	+ 47.1%	24	29	+ 20.8%

Total Residential Listing Inventory as of July 8, 2024	229
Total Residential Listing Inventory (excluding new construction) as of July 8, 2024	165

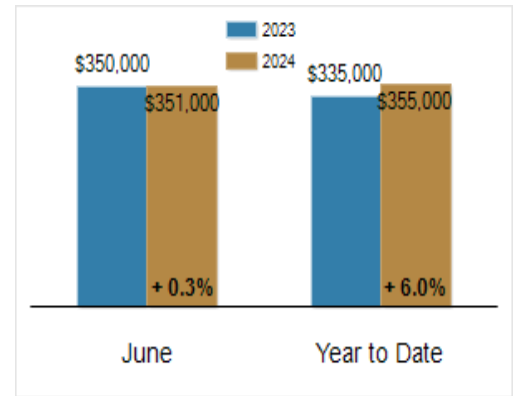
Activity: June



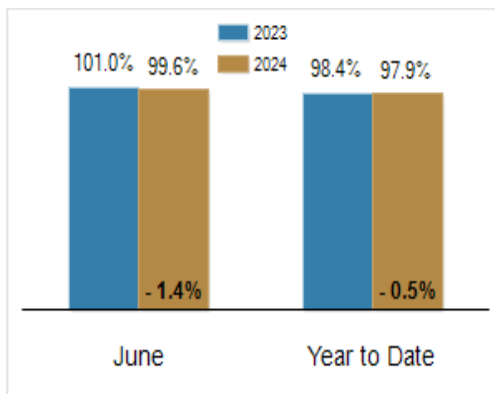
Activity: Year to Date



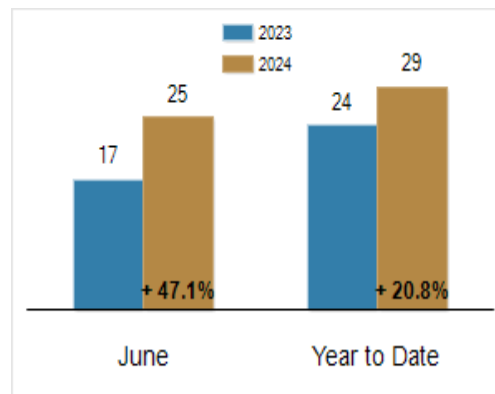
Median Sales Price



Percent of Original List Price Received at Sale



Average Days on Market Until Sale



All information presented is based on data supplied by BRIGHT MLS. BRIGHT MLS does not guarantee nor is it responsible for its accuracy. Data maintained by the MLS may not reflect all real estate activities in the market. Information is deemed reliable but not guaranteed.