



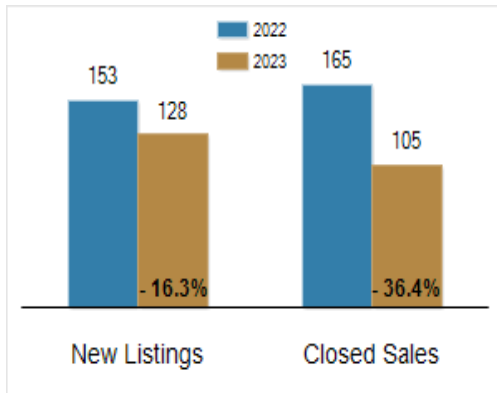
# Patterson-Schwartz Real Estate

## Residential Market Update

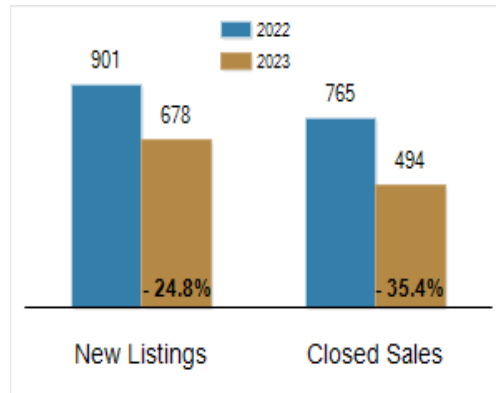
As of Friday, July 7, 2023 9:48:57 AM

All Cecil County	June			Year To Date		
	2022	2023	Change	2022	2023	Change
New Listings	153	128	- 16.3%	901	678	- 24.8%
Closed Sales	165	105	- 36.4%	765	494	- 35.4%
Pending Sales	130	105	- 19.2%	759	539	- 29.0%
Median Sales Price	\$320,000	\$353,510	+ 10.5%	\$305,000	\$335,550	+ 10.0%
% of Original List Price Received at Sale	100.9%	101.0%	+ 0.1%	100.5%	98.4%	- 2.1%
Average Days on Market Until Sale	20	17	- 15.0%	23	24	+ 4.3%
Total Residential Listing Inventory (as of 06/30)	152	200	+ 31.6%			
Single-Family Detached Inventory (as of 06/30)	111	156	+ 40.5%			

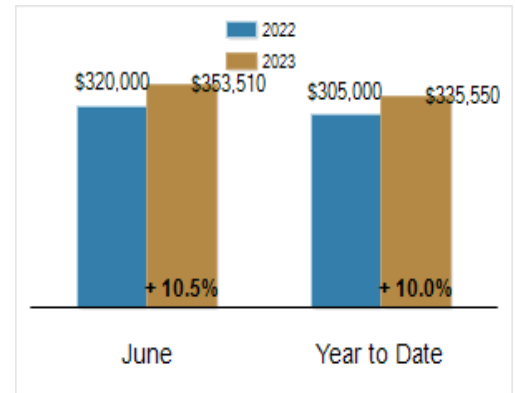
Activity: June



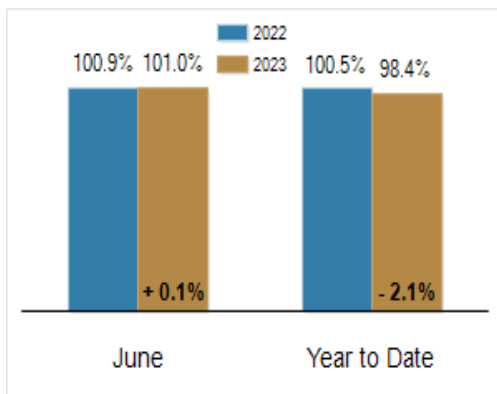
Activity: Year to Date



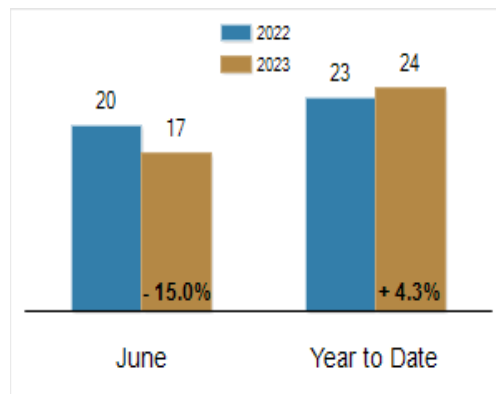
Median Sales Price



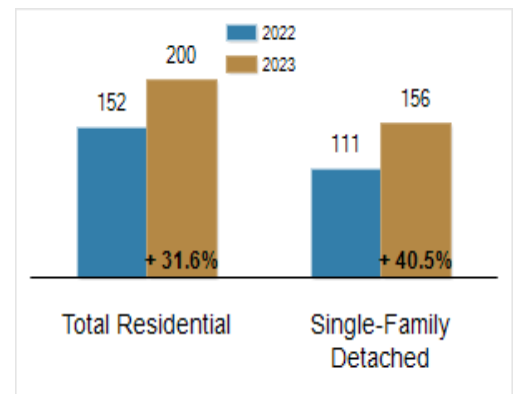
Percent of Original List Price Received at Sale



Average Days on Market Until Sale



Inventory of Homes for Sale: June



All information presented is based on data supplied by BRIGHT MLS. BRIGHT MLS does not guarantee nor is it responsible for its accuracy. Data maintained by the MLS may not reflect all real estate activities in the market. Information is deemed reliable but not guaranteed.