



Patterson-Schwartz Real Estate

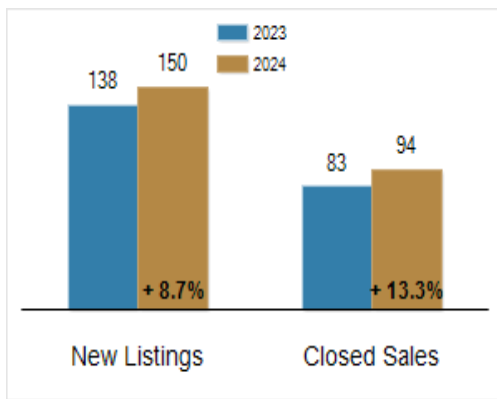
Residential Market Update

As of Thursday, June 6, 2024 2:17:49 PM

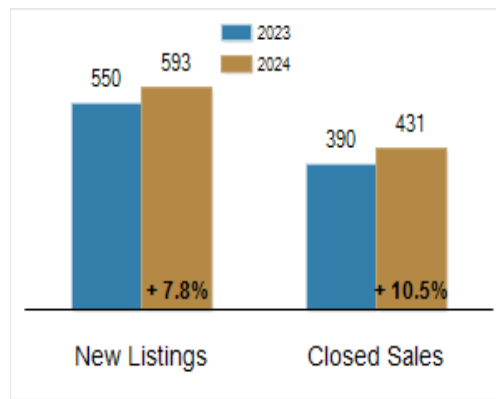
All Cecil County	May			Year To Date		
	2023	2024	Change	2023	2024	Change
New Listings	138	150	+ 8.7%	550	593	+ 7.8%
Closed Sales	83	94	+ 13.3%	390	431	+ 10.5%
Under Contract	108	94	- 13.0%	434	455	+ 4.8%
Median Sales Price	\$370,000	\$368,000	- 0.5%	\$329,900	\$355,000	+ 7.6%
% of Original List Price Received at Sale	97.8%	97.6%	- 0.2%	97.7%	97.5%	- 0.2%
Average Days on Market Until Sale	17	25	+ 47.1%	26	30	+ 15.4%

Total Residential Listing Inventory as of June 6, 2024	229
Total Residential Listing Inventory (excluding new construction) as of June 6, 2024	162

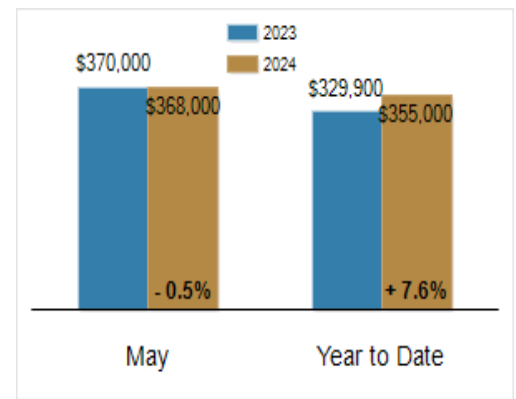
Activity: May



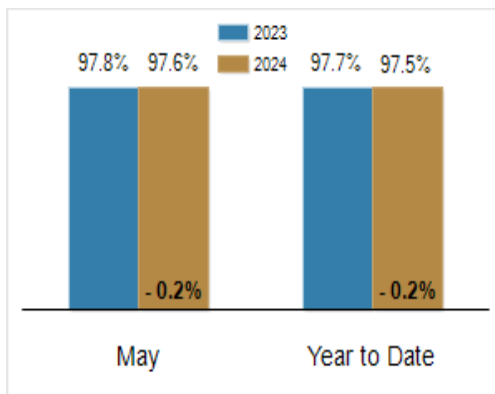
Activity: Year to Date



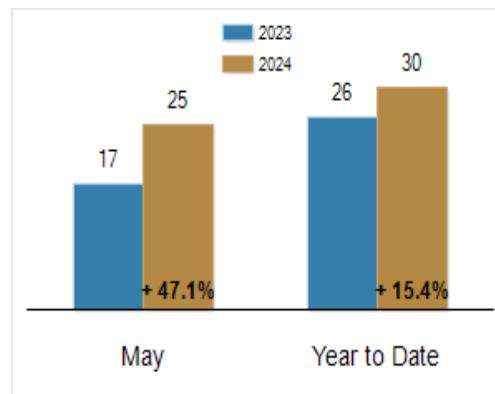
Median Sales Price



Percent of Original List Price Received at Sale



Average Days on Market Until Sale



All information presented is based on data supplied by BRIGHT MLS. BRIGHT MLS does not guarantee nor is it responsible for its accuracy. Data maintained by the MLS may not reflect all real estate activities in the market. Information is deemed reliable but not guaranteed.