



# Patterson-Schwartz Real Estate

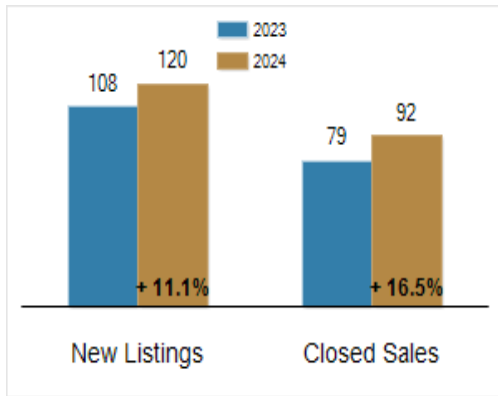
## Residential Market Update

As of Thursday, November 7, 2024 3:07:57 PM

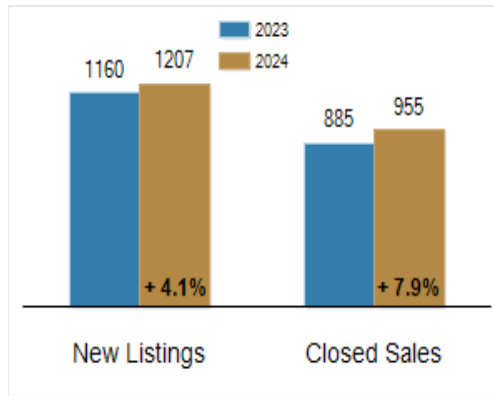
5`7 YW`7 ci blm	C Wc VYf			MYUf`Hc`8 UHf		
	\$\$\$	\$\$\$	7\ Ub[ Y	\$\$\$	\$\$\$	7\ Ub[ Y
New Listings	108	120	+ 11.1%	1160	1207	+ 4.1%
Closed Sales	79	92	+ 16.5%	885	955	+ 7.9%
Under Contract	87	91	+ 4.6%	910	960	+ 5.5%
Median Sales Price	\$340,000	\$374,950	+ 10.3%	\$335,000	\$365,000	+ 9.0%
% of Original List Price Received at Sale	92.1%	93.8%	+ 1.7%	98.1%	97.8%	- 0.3%
Average Days on Market Until Sale	35	31	- 11.4%	25	28	+ 12.0%

Total Residential Listing Inventory as of November 7, 2024	210
Total Residential Listing Inventory (excluding new construction) as of November 7, 2024	164

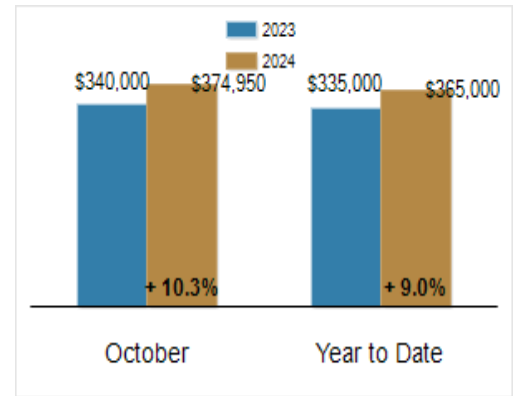
### Activity: October



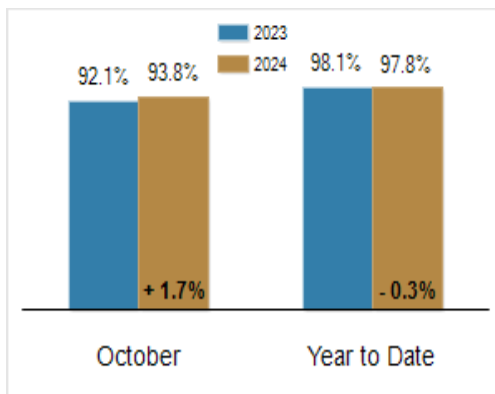
### Activity: Year to Date



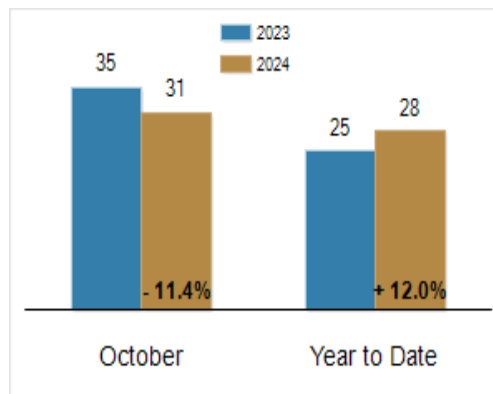
### Median Sales Price



### Percent of Original List Price Received at Sale



### Average Days on Market Until Sale



All information presented is based on data supplied by BRIGHT MLS. BRIGHT MLS does not guarantee nor is it responsible for its accuracy. Data maintained by the MLS may not reflect all real estate activities in the market. Information is deemed reliable but not guaranteed.