



Patterson-Schwartz Real Estate

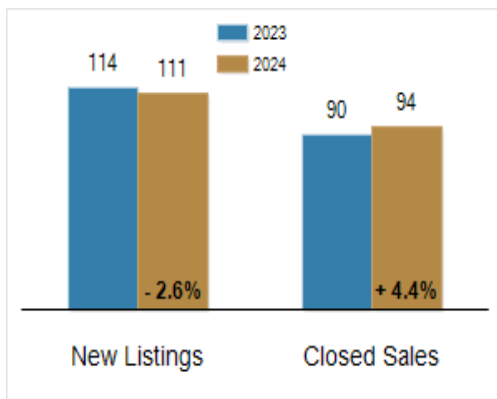
Residential Market Update

As of Tuesday, October 8, 2024 10:55:01 AM

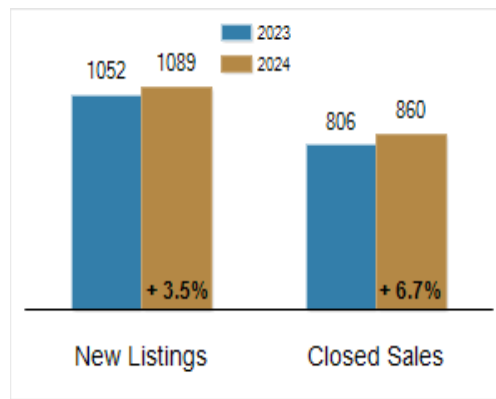
All Cecil County	September			Year To Date		
	2023	2024	Change	2023	2024	Change
New Listings	114	111	- 2.6%	1052	1089	+ 3.5%
Closed Sales	90	94	+ 4.4%	806	860	+ 6.7%
Under Contract	66	89	+ 34.8%	823	871	+ 5.8%
Median Sales Price	\$325,000	\$417,295	+ 28.4%	\$335,000	\$365,000	+ 9.0%
% of Original List Price Received at Sale	98.4%	97.7%	- 0.7%	98.7%	98.3%	- 0.4%
Average Days on Market Until Sale	28	27	- 3.6%	24	28	+ 16.7%

Total Residential Listing Inventory as of October 8, 2024	214
Total Residential Listing Inventory (excluding new construction) as of October 8, 2024	147

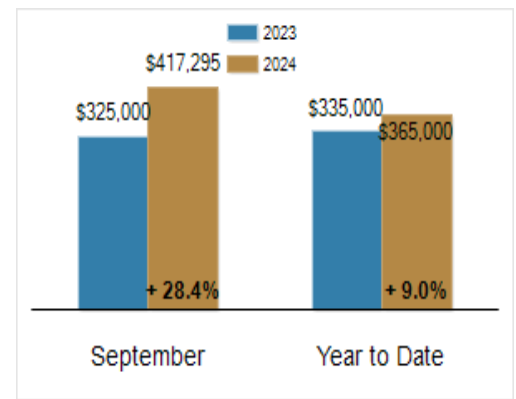
Activity: September



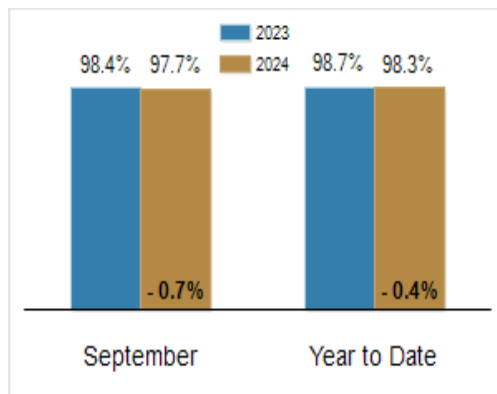
Activity: Year to Date



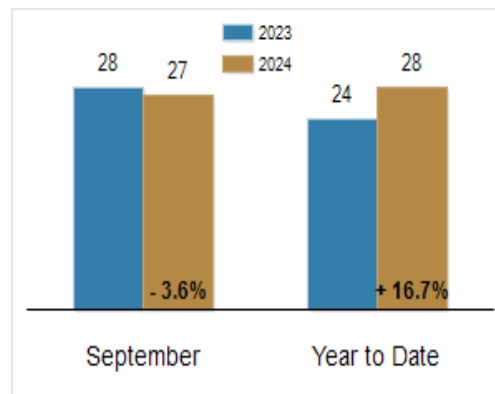
Median Sales Price



Percent of Original List Price Received at Sale



Average Days on Market Until Sale



All information presented is based on data supplied by BRIGHT MLS. BRIGHT MLS does not guarantee nor is it responsible for its accuracy. Data maintained by the MLS may not reflect all real estate activities in the market. Information is deemed reliable but not guaranteed.