



Patterson-Schwartz Real Estate

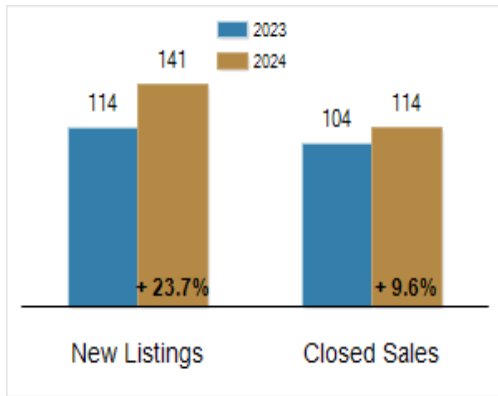
Residential Market Update

As of Monday, September 9, 2024 9:36:54 AM

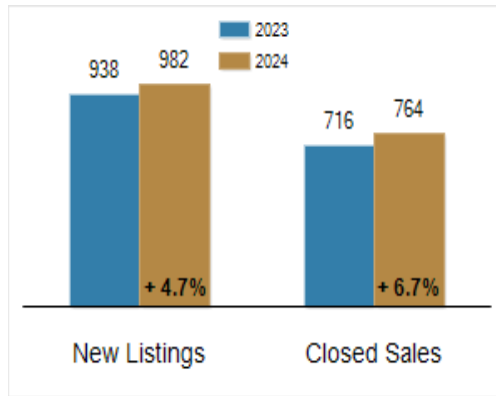
All Cecil County	August			Year To Date		
	2023	2024	Change	2023	2024	Change
New Listings	114	141	+ 23.7%	938	982	+ 4.7%
Closed Sales	104	114	+ 9.6%	716	764	+ 6.7%
Under Contract	93	114	+ 22.6%	757	784	+ 3.6%
Median Sales Price	\$355,950	\$371,750	+ 4.4%	\$335,000	\$360,000	+ 7.5%
% of Original List Price Received at Sale	100.3%	98.5%	- 1.8%	98.8%	98.4%	- 0.4%
Average Days on Market Until Sale	26	30	+ 15.4%	23	28	+ 21.7%

Total Residential Listing Inventory as of September 9, 2024	227
Total Residential Listing Inventory (excluding new construction) as of September 9, 2024	157

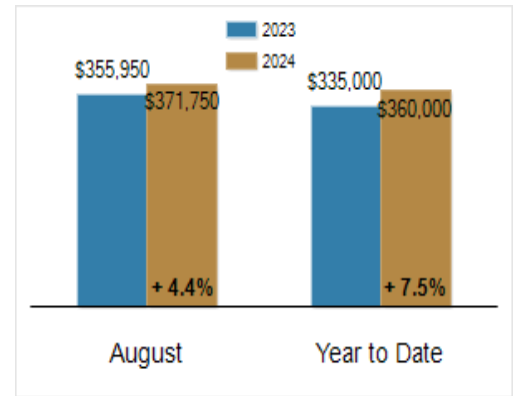
Activity: August



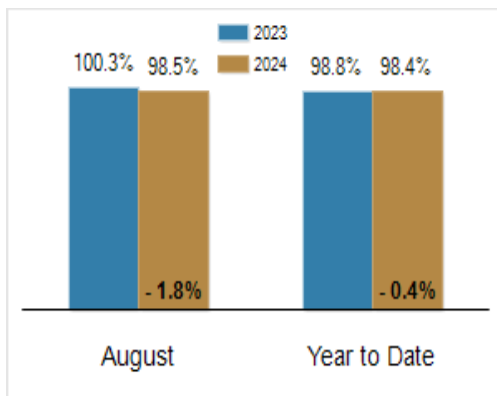
Activity: Year to Date



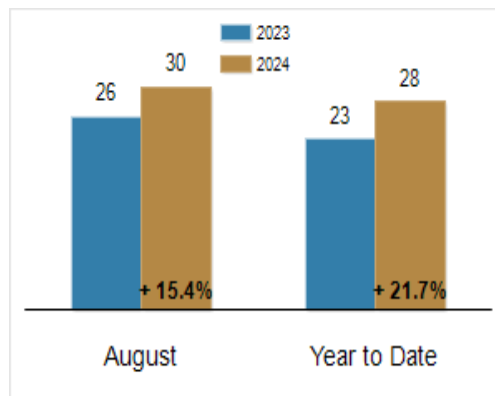
Median Sales Price



Percent of Original List Price Received at Sale



Average Days on Market Until Sale



All information presented is based on data supplied by BRIGHT MLS. BRIGHT MLS does not guarantee nor is it responsible for its accuracy. Data maintained by the MLS may not reflect all real estate activities in the market. Information is deemed reliable but not guaranteed.