

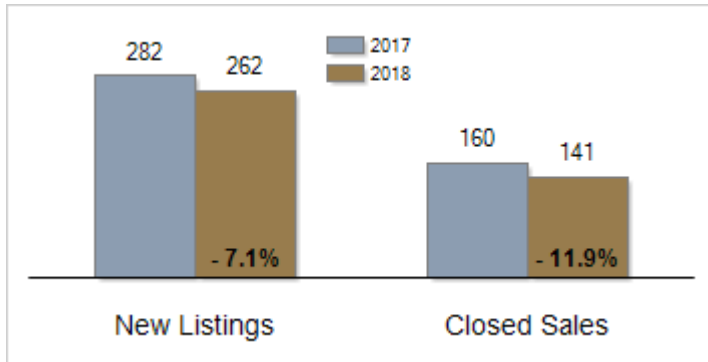


Patterson-Schwartz Real Estate Residential Market Update

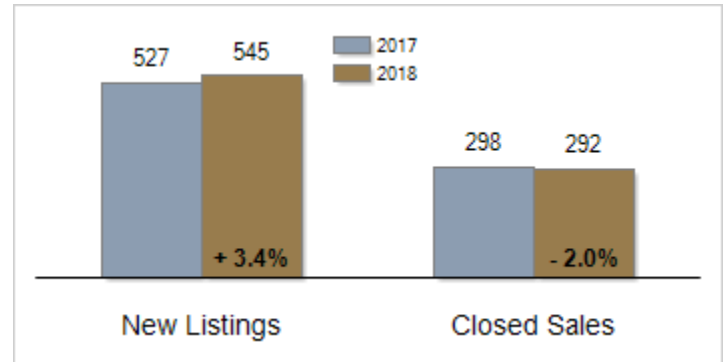
As of Friday, March 09, 2018 10:44:43 AM

All Kent County	February			Year To Date		
	2017	2018	Change	2017	2018	Change
New Listings	282	262	- 7.1%	527	545	+ 3.4%
Closed Sales	160	141	- 11.9%	298	292	- 2.0%
Pending Sales	165	200	+ 21.2%	346	398	+ 15.0%
Median Sales Price	\$194,000	\$191,625	- 1.2%	\$193,500	\$189,950	- 1.8%
% of Original List Price Received at Sale	92.6%	97.5%	+ 4.9%	93.2%	96.6%	+ 3.4%
Average Days on Market Until Sale	97	67	- 30.9%	96	70	- 27.1%
Total Residential Listing Inventory (as of 02/28)	1171	851	- 27.3%			
Single-Family Detached Inventory (as of 02/28)	1000	714	- 28.6%			

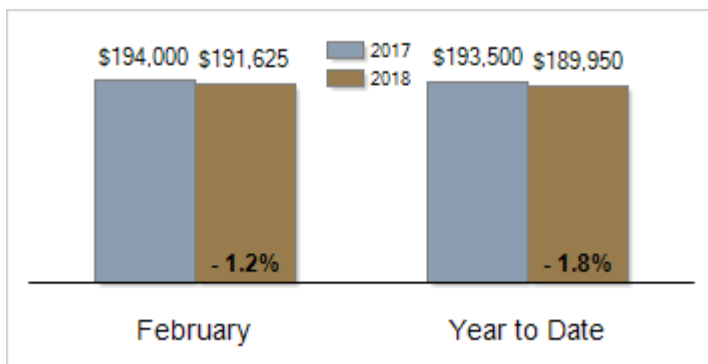
Activity: February



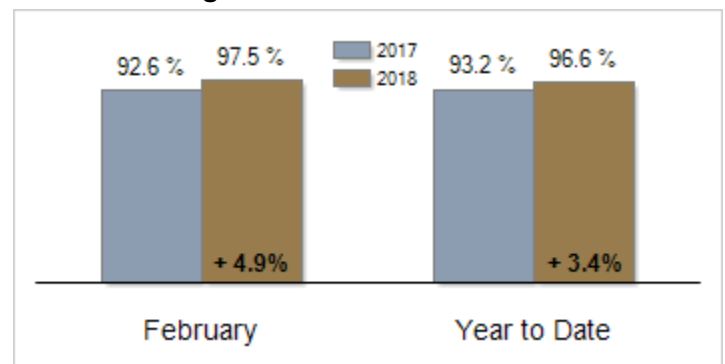
Activity: Year to Date



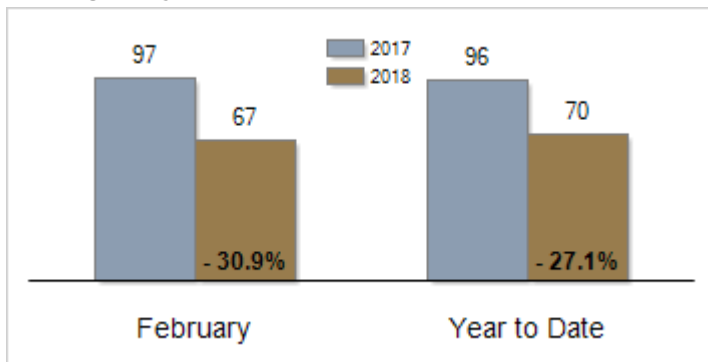
Median Sales Price



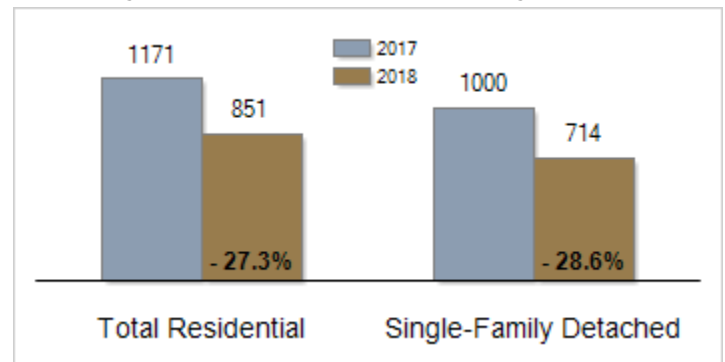
Percent of Original List Price Received at Sale



Average Days on Market Until Sale



Inventory of Homes for Sale: February



All information presented is based on data supplied by TRend MLS. TRend MLS does not guarantee nor is it responsible for its accuracy. Data maintained by the MLS may not reflect all real estate activities in the market. Information is deemed reliable but not guaranteed.