



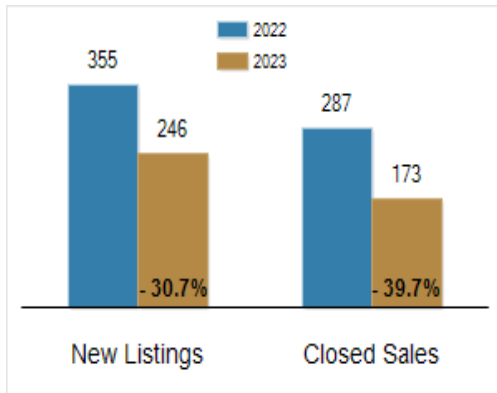
Patterson-Schwartz Real Estate

Residential Market Update

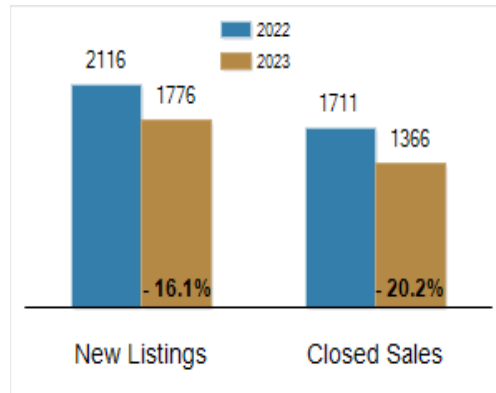
As of Monday, August 7, 2023 9:30:37 AM

All Kent County	July			Year To Date		
	2022	2023	Change	2022	2023	Change
New Listings	355	246	- 30.7%	2116	1776	- 16.1%
Closed Sales	287	173	- 39.7%	1711	1366	- 20.2%
Pending Sales	257	187	- 27.2%	1769	1462	- 17.4%
Median Sales Price	\$305,000	\$329,000	+ 7.9%	\$301,000	\$310,000	+ 3.0%
% of Original List Price Received at Sale	99.6%	99.2%	- 0.4%	100.5%	98.1%	- 2.4%
Average Days on Market Until Sale	18	25	+ 38.9%	21	32	+ 52.4%
Total Residential Listing Inventory (as of 07/31)	381	414	+ 8.7%			
Single-Family Detached Inventory (as of 07/31)	320	348	+ 8.8%			

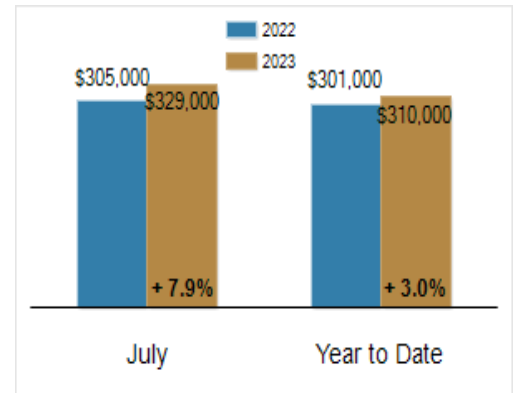
Activity: July



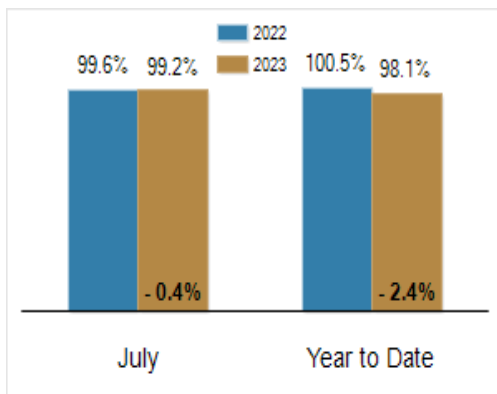
Activity: Year to Date



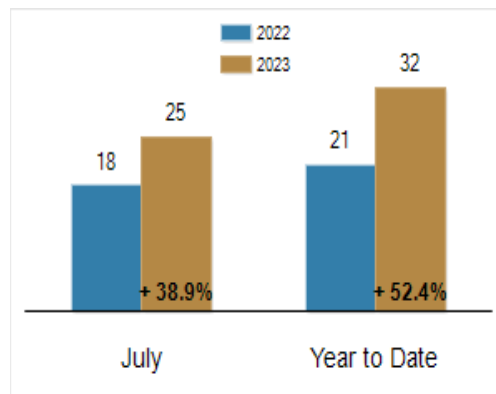
Median Sales Price



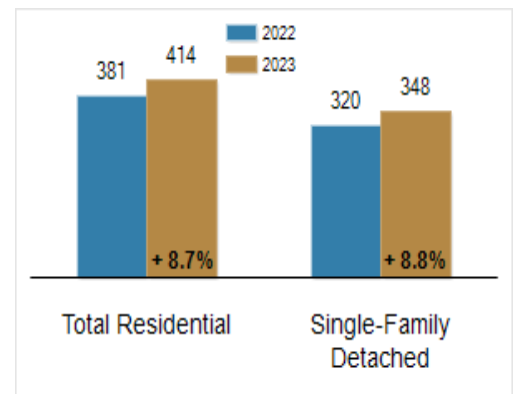
Percent of Original List Price Received at Sale



Average Days on Market Until Sale



Inventory of Homes for Sale: July



All information presented is based on data supplied by BRIGHT MLS. BRIGHT MLS does not guarantee nor is it responsible for its accuracy. Data maintained by the MLS may not reflect all real estate activities in the market. Information is deemed reliable but not guaranteed.