



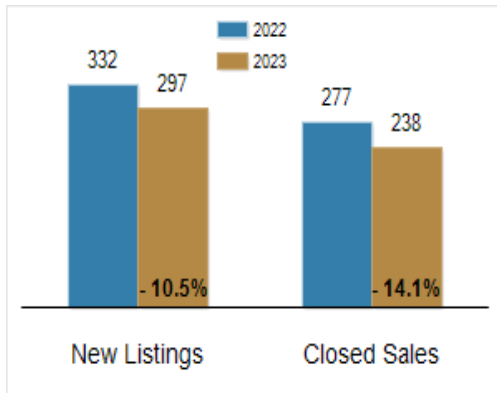
# Patterson-Schwartz Real Estate

## Residential Market Update

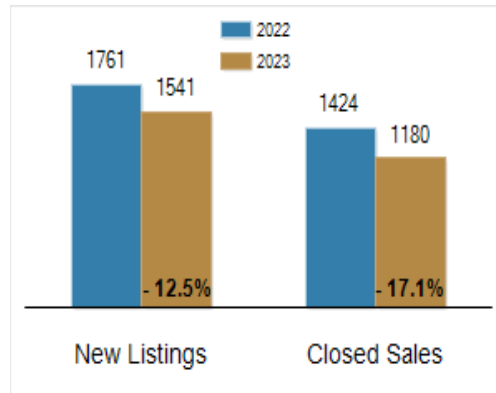
As of Friday, July 7, 2023 9:31:15 AM

All Kent County	June			Year To Date		
	2022	2023	Change	2022	2023	Change
New Listings	332	297	- 10.5%	1761	1541	- 12.5%
Closed Sales	277	238	- 14.1%	1424	1180	- 17.1%
Pending Sales	267	200	- 25.1%	1512	1247	- 17.5%
Median Sales Price	\$330,000	\$313,500	- 5.0%	\$300,750	\$307,503	+ 2.2%
% of Original List Price Received at Sale	100.9%	98.6%	- 2.3%	100.7%	98.0%	- 2.7%
Average Days on Market Until Sale	19	24	+ 26.3%	22	33	+ 50.0%
Total Residential Listing Inventory (as of 06/30)	356	434	+ 21.9%			
Single-Family Detached Inventory (as of 06/30)	299	365	+ 22.1%			

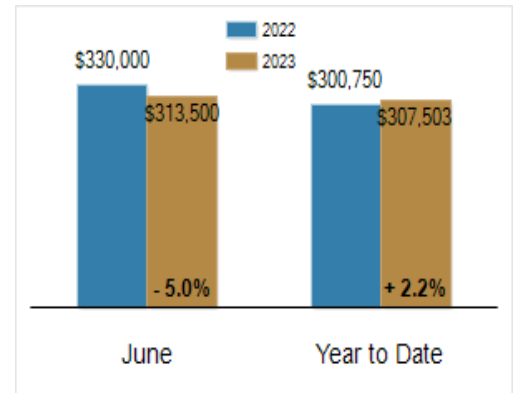
Activity: June



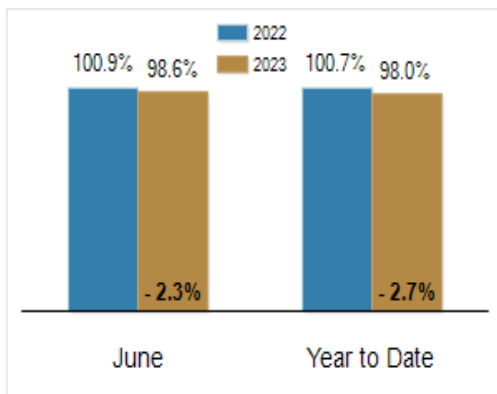
Activity: Year to Date



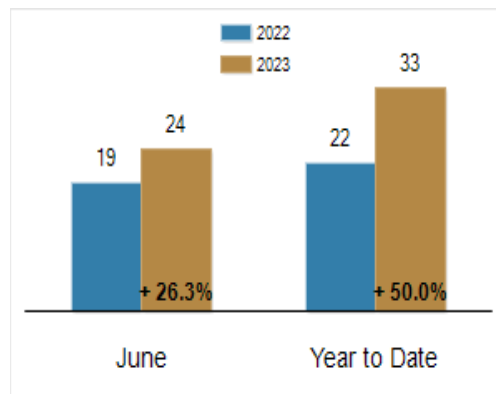
Median Sales Price



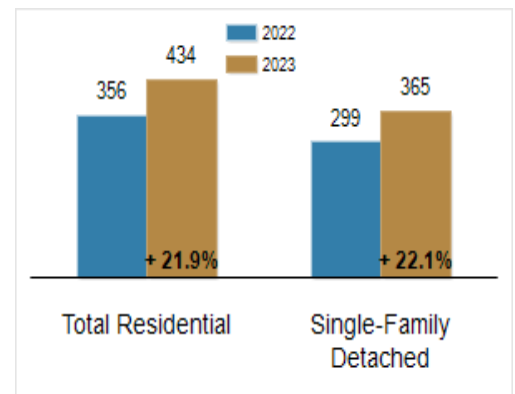
Percent of Original List Price Received at Sale



Average Days on Market Until Sale



Inventory of Homes for Sale: June



All information presented is based on data supplied by BRIGHT MLS. BRIGHT MLS does not guarantee nor is it responsible for its accuracy. Data maintained by the MLS may not reflect all real estate activities in the market. Information is deemed reliable but not guaranteed.