



Patterson-Schwartz Real Estate

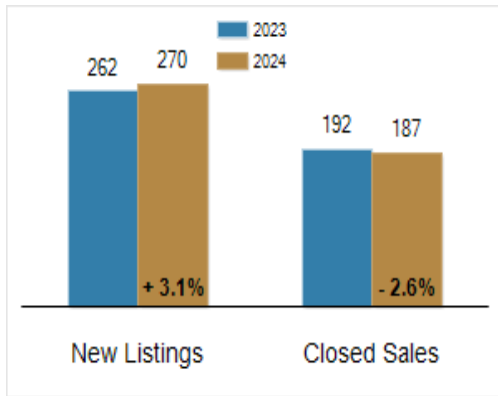
Residential Market Update

As of Thursday, May 16, 2024 10:47:14 AM

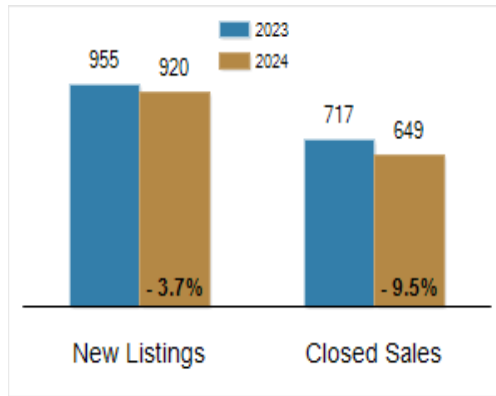
All Kent County	April			Year To Date		
	2023	2024	Change	2023	2024	Change
New Listings	262	270	+ 3.1%	955	920	- 3.7%
Closed Sales	192	187	- 2.6%	717	649	- 9.5%
Under Contract	218	247	+ 13.3%	823	798	- 3.0%
Median Sales Price	\$306,253	\$335,000	+ 9.4%	\$300,000	\$335,000	+ 11.7%
% of Original List Price Received at Sale	98.8%	96.7%	- 2.1%	97.5%	96.7%	- 0.8%
Average Days on Market Until Sale	30	47	+ 56.7%	36	43	+ 19.4%

Total Residential Listing Inventory as of May 16, 2024	440
Total Residential Listing Inventory (excluding new construction) as of May 16, 2024	272

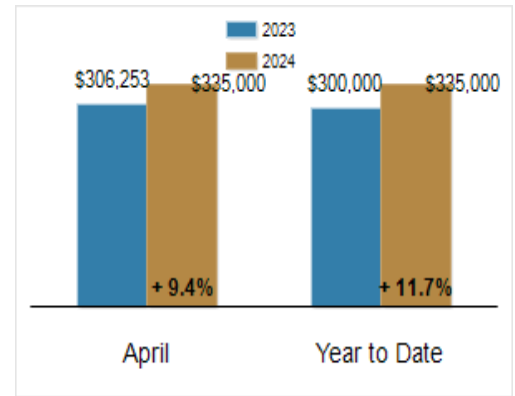
Activity: April



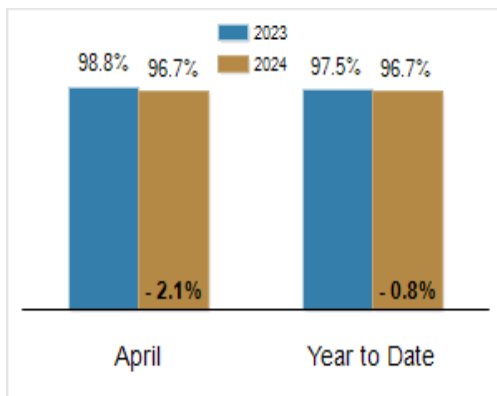
Activity: Year to Date



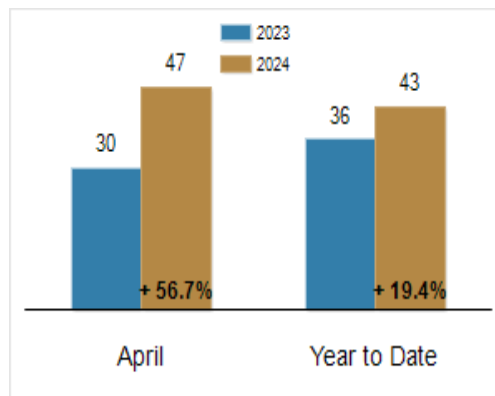
Median Sales Price



Percent of Original List Price Received at Sale



Average Days on Market Until Sale



All information presented is based on data supplied by BRIGHT MLS. BRIGHT MLS does not guarantee nor is it responsible for its accuracy. Data maintained by the MLS may not reflect all real estate activities in the market. Information is deemed reliable but not guaranteed.