



# Patterson-Schwartz Real Estate

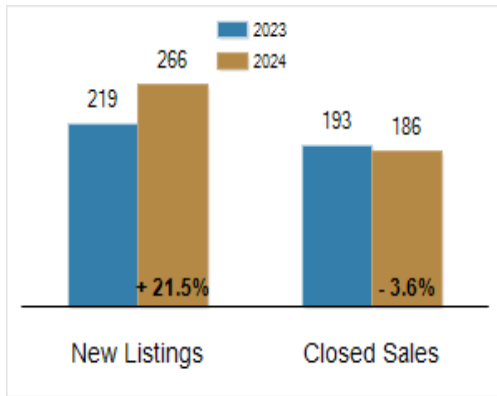
## Residential Market Update

As of Thursday, November 7, 2024 2:59:30 PM

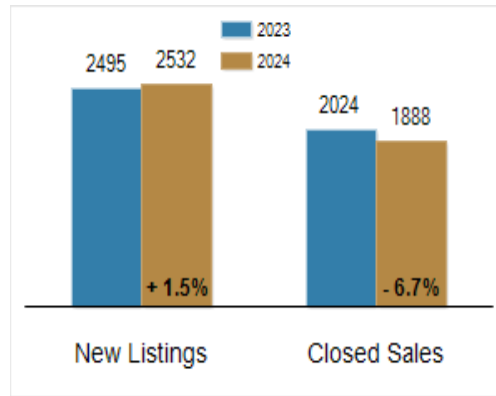
All Kent County	October			Year To Date		
	2023	2024	Change	2023	2024	Change
New Listings	219	266	+ 21.5%	2495	2532	+ 1.5%
Closed Sales	193	186	- 3.6%	2024	1888	- 6.7%
Under Contract	178	224	+ 25.8%	2050	1995	- 2.7%
Median Sales Price	\$314,900	\$359,950	+ 14.3%	\$315,000	\$340,000	+ 7.9%
% of Original List Price Received at Sale	98.8%	92.0%	- 6.8%	98.3%	96.6%	- 1.7%
Average Days on Market Until Sale	27	37	+ 37.0%	30	36	+ 20.0%

Total Residential Listing Inventory as of November 7, 2024	557
Total Residential Listing Inventory (excluding new construction) as of November 7, 2024	382

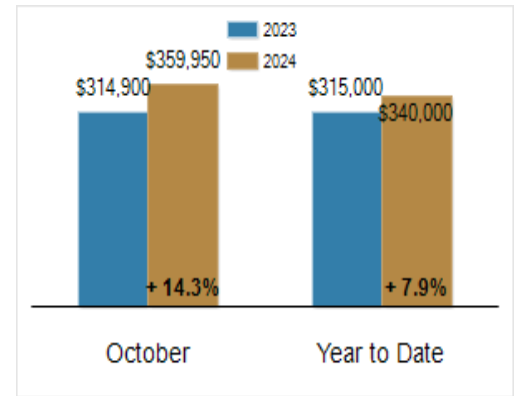
### Activity: October



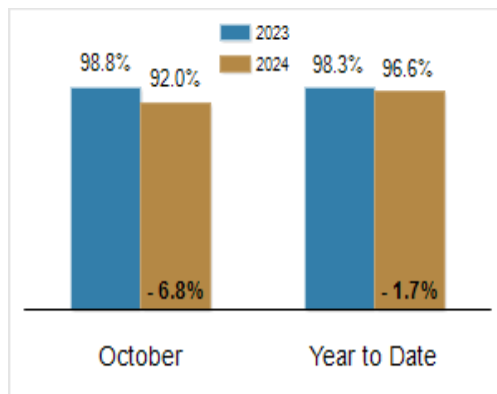
### Activity: Year to Date



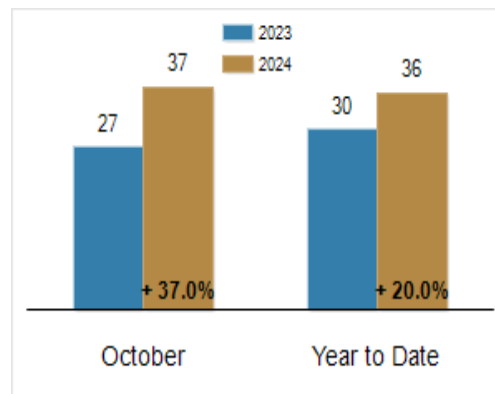
### Median Sales Price



### Percent of Original List Price Received at Sale



### Average Days on Market Until Sale



All information presented is based on data supplied by BRIGHT MLS. BRIGHT MLS does not guarantee nor is it responsible for its accuracy. Data maintained by the MLS may not reflect all real estate activities in the market. Information is deemed reliable but not guaranteed.