



# Patterson-Schwartz Real Estate

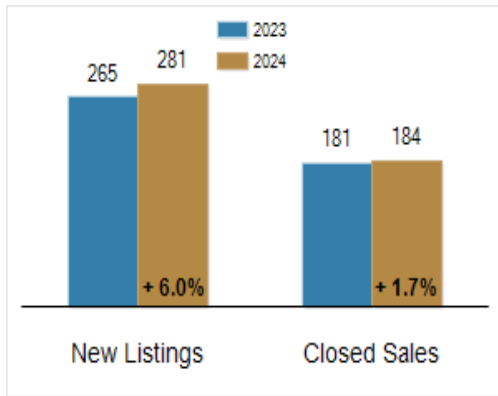
## Residential Market Update

As of Tuesday, October 8, 2024 10:47:18 AM

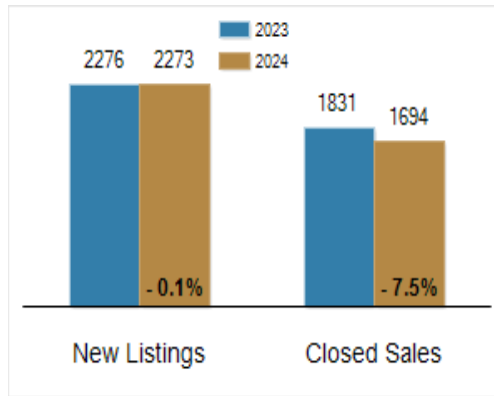
All Kent County	September			Year To Date		
	2023	2024	Change	2023	2024	Change
New Listings	265	281	+ 6.0%	2276	2273	- 0.1%
Closed Sales	181	184	+ 1.7%	1831	1694	- 7.5%
Under Contract	189	207	+ 9.5%	1872	1784	- 4.7%
Median Sales Price	\$335,000	\$342,500	+ 2.2%	\$315,000	\$339,950	+ 7.9%
% of Original List Price Received at Sale	98.6%	97.6%	- 1.0%	98.2%	97.2%	- 1.0%
Average Days on Market Until Sale	23	34	+ 47.8%	30	36	+ 20.0%

Total Residential Listing Inventory as of October 8, 2024	532
Total Residential Listing Inventory (excluding new construction) as of October 8, 2024	356

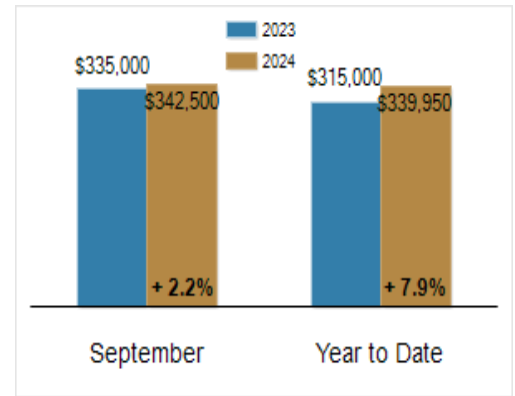
### Activity: September



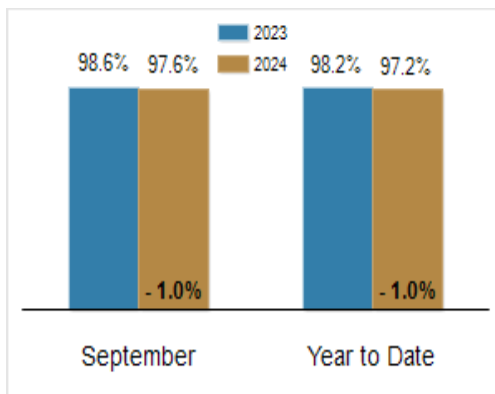
### Activity: Year to Date



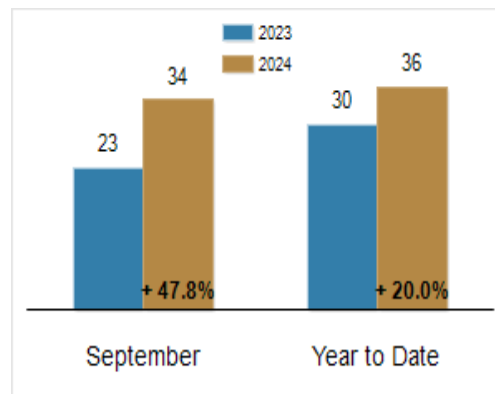
### Median Sales Price



### Percent of Original List Price Received at Sale



### Average Days on Market Until Sale



All information presented is based on data supplied by BRIGHT MLS. BRIGHT MLS does not guarantee nor is it responsible for its accuracy. Data maintained by the MLS may not reflect all real estate activities in the market. Information is deemed reliable but not guaranteed.