



Patterson-Schwartz Real Estate

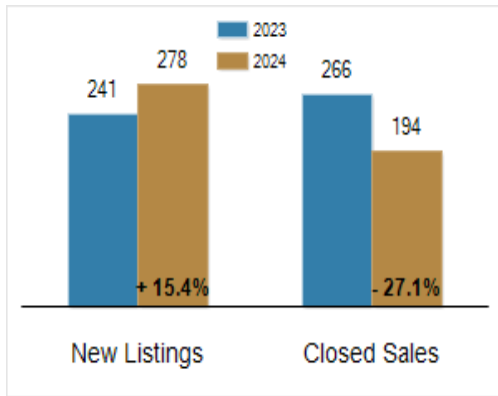
Residential Market Update

As of Monday, September 9, 2024 9:22:26 AM

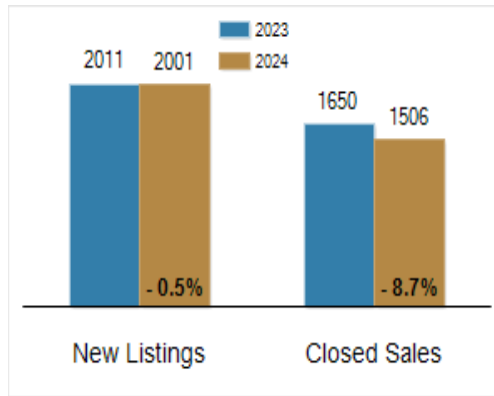
All Kent County	August			Year To Date		
	2023	2024	Change	2023	2024	Change
New Listings	241	278	+ 15.4%	2011	2001	- 0.5%
Closed Sales	266	194	- 27.1%	1650	1506	- 8.7%
Under Contract	194	206	+ 6.2%	1683	1593	- 5.3%
Median Sales Price	\$325,000	\$339,250	+ 4.4%	\$313,995	\$339,900	+ 8.3%
% of Original List Price Received at Sale	98.8%	97.2%	- 1.6%	98.2%	97.2%	- 1.0%
Average Days on Market Until Sale	24	32	+ 33.3%	31	37	+ 19.4%

Total Residential Listing Inventory as of September 9, 2024	509
Total Residential Listing Inventory (excluding new construction) as of September 9, 2024	340

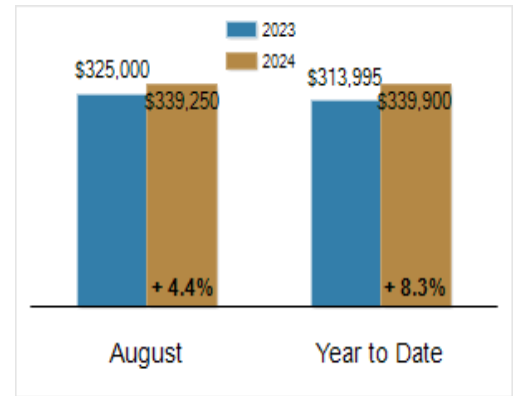
Activity: August



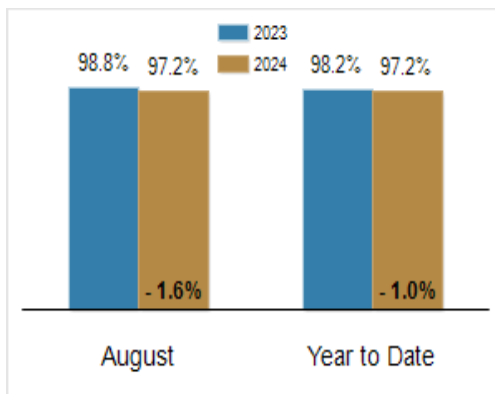
Activity: Year to Date



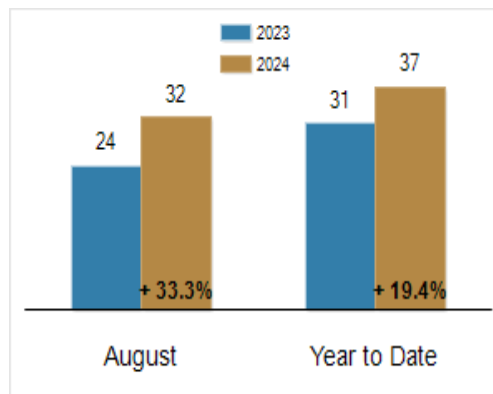
Median Sales Price



Percent of Original List Price Received at Sale



Average Days on Market Until Sale



All information presented is based on data supplied by BRIGHT MLS. BRIGHT MLS does not guarantee nor is it responsible for its accuracy. Data maintained by the MLS may not reflect all real estate activities in the market. Information is deemed reliable but not guaranteed.