



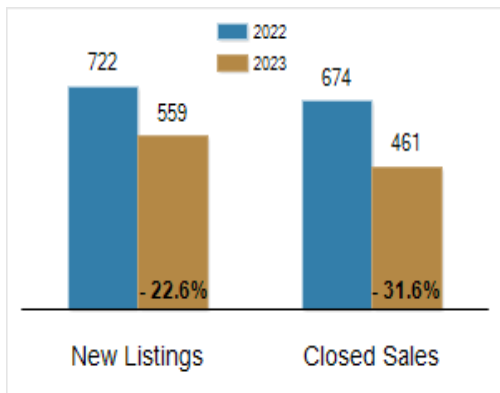
# Patterson-Schwartz Real Estate

## Residential Market Update

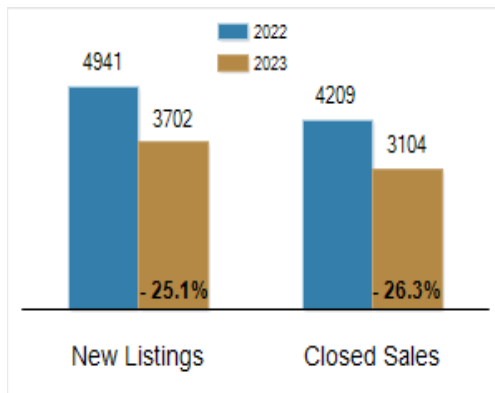
As of Monday, August 7, 2023 9:22:20 AM

All New Castle County	July			Year To Date		
	2022	2023	Change	2022	2023	Change
New Listings	722	559	- 22.6%	4941	3702	- 25.1%
Closed Sales	674	461	- 31.6%	4209	3104	- 26.3%
Pending Sales	563	389	- 30.9%	4285	3204	- 25.2%
Median Sales Price	\$345,750	\$355,000	+ 2.7%	\$317,000	\$329,950	+ 4.1%
% of Original List Price Received at Sale	101.4%	101.7%	+ 0.3%	101.5%	100.7%	- 0.8%
Average Days on Market Until Sale	12	15	+ 25.0%	16	21	+ 31.3%
Total Residential Listing Inventory (as of 07/31)	679	677	- 0.3%			
Single-Family Detached Inventory (as of 07/31)	421	407	- 3.3%			

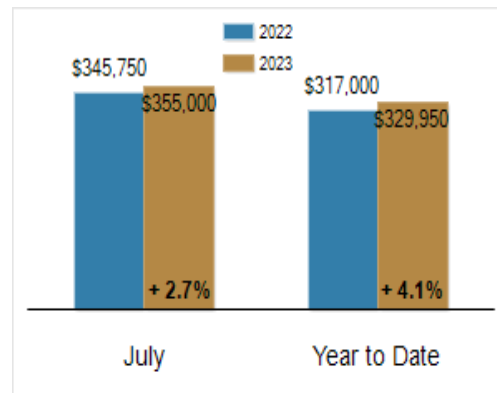
Activity: July



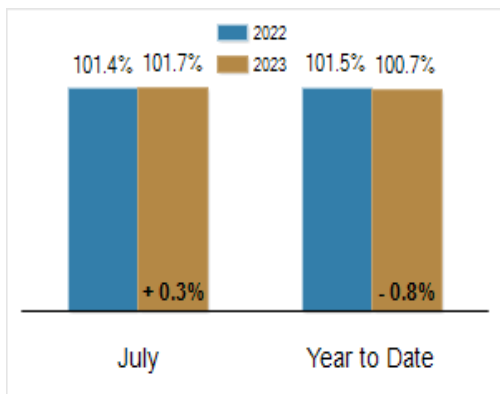
Activity: Year to Date



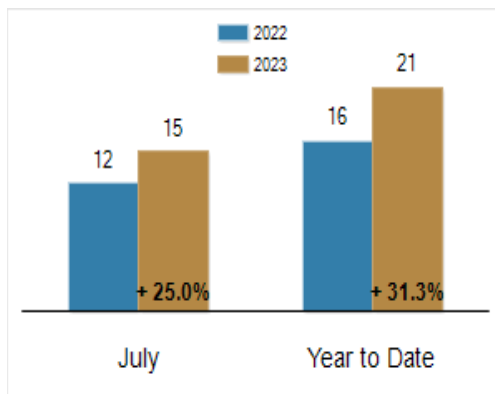
Median Sales Price



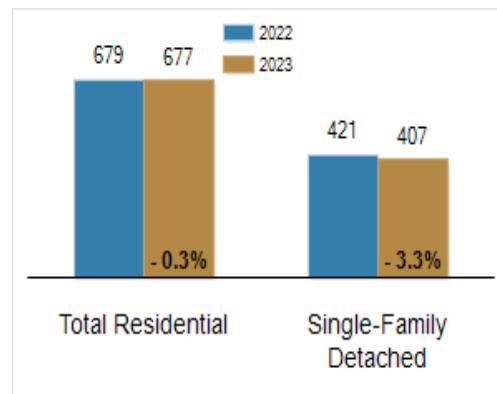
Percent of Original List Price Received at Sale



Average Days on Market Until Sale



Inventory of Homes for Sale: July



All information presented is based on data supplied by BRIGHT MLS. BRIGHT MLS does not guarantee nor is it responsible for its accuracy. Data maintained by the MLS may not reflect all real estate activities in the market. Information is deemed reliable but not guaranteed.