



# Patterson-Schwartz Real Estate

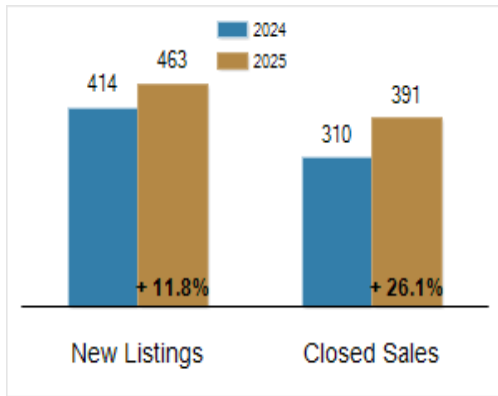
## Residential Market Update

As of Friday, February 7, 2025 10:34:20 AM

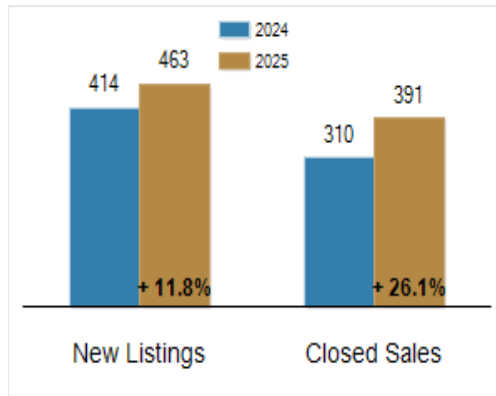
All New Castle County	January			Year To Date		
	2024	2025	Change	2024	2025	Change
New Listings	414	463	+ 11.8%	414	463	+ 11.8%
Closed Sales	310	391	+ 26.1%	310	391	+ 26.1%
Under Contract	370	395	+ 6.8%	370	395	+ 6.8%
Median Sales Price	\$315,000	\$350,000	+ 11.1%	\$315,000	\$350,000	+ 11.1%
% of Original List Price Received at Sale	97.5%	96.3%	- 1.2%	97.5%	96.3%	- 1.2%
Average Days on Market Until Sale	27	33	+ 22.2%	27	33	+ 22.2%

Total Residential Listing Inventory as of February 7, 2025	672
Total Residential Listing Inventory (excluding new construction) as of February 7, 2025	485

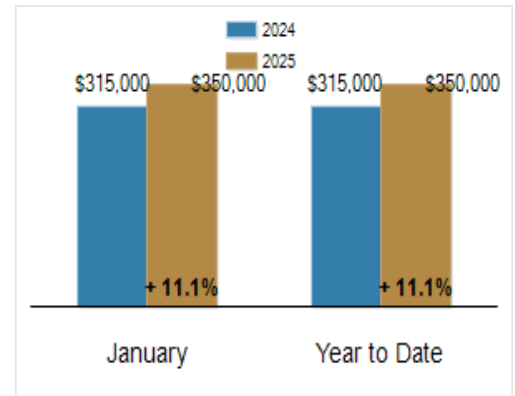
**Activity: January**



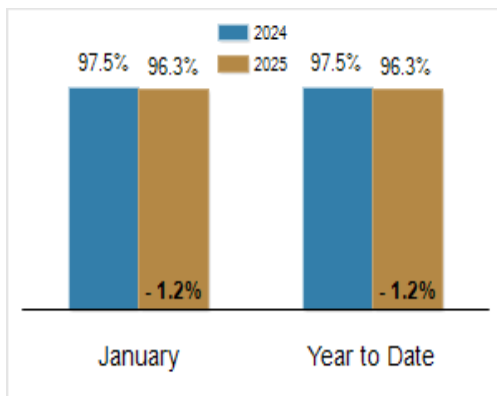
**Activity: Year to Date**



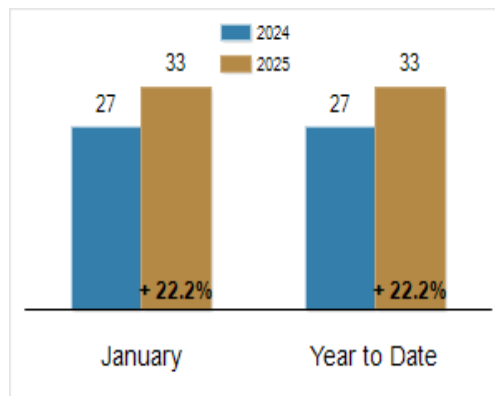
**Median Sales Price**



**Percent of Original List Price Received at Sale**



**Average Days on Market Until Sale**



All information presented is based on data supplied by BRIGHT MLS. BRIGHT MLS does not guarantee nor is it responsible for its accuracy. Data maintained by the MLS may not reflect all real estate activities in the market. Information is deemed reliable but not guaranteed.