



# Patterson-Schwartz Real Estate

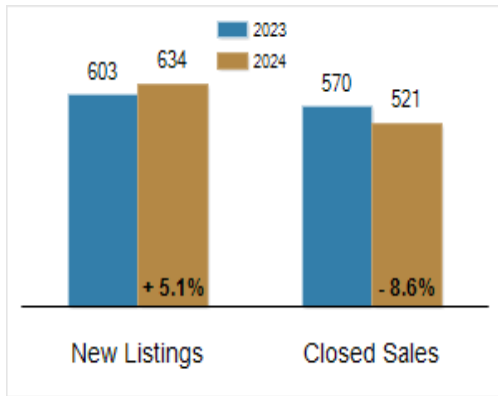
## Residential Market Update

As of Monday, July 8, 2024 1:56:47 PM

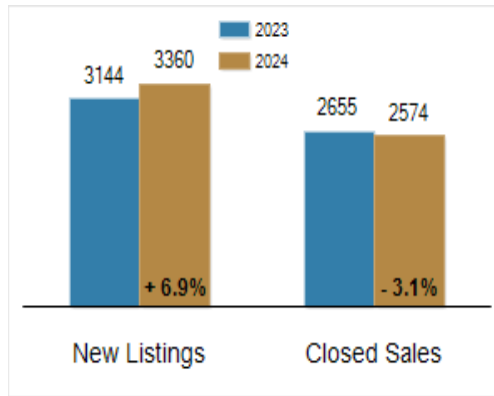
All New Castle County	June			Year To Date		
	2023	2024	Change	2023	2024	Change
New Listings	603	634	+ 5.1%	3144	3360	+ 6.9%
Closed Sales	570	521	- 8.6%	2655	2574	- 3.1%
Under Contract	486	573	+ 17.9%	2836	2939	+ 3.6%
Median Sales Price	\$345,000	\$366,000	+ 6.1%	\$325,000	\$350,000	+ 7.7%
% of Original List Price Received at Sale	101.0%	101.7%	+ 0.7%	100.0%	99.6%	- 0.4%
Average Days on Market Until Sale	19	18	- 5.3%	22	24	+ 9.1%

Total Residential Listing Inventory as of July 8, 2024	624
Total Residential Listing Inventory (excluding new construction) as of July 8, 2024	440

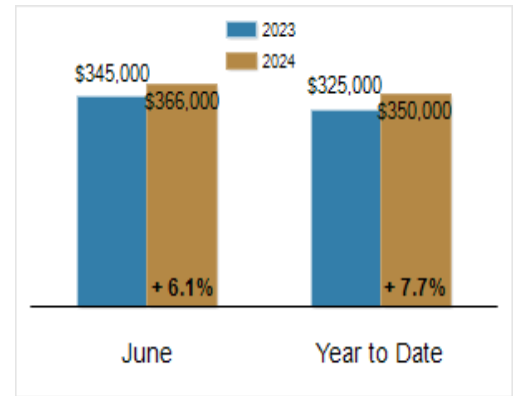
### Activity: June



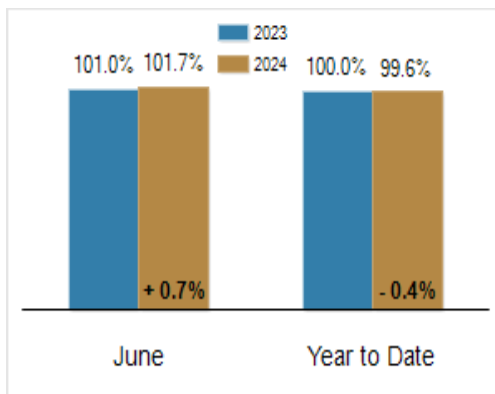
### Activity: Year to Date



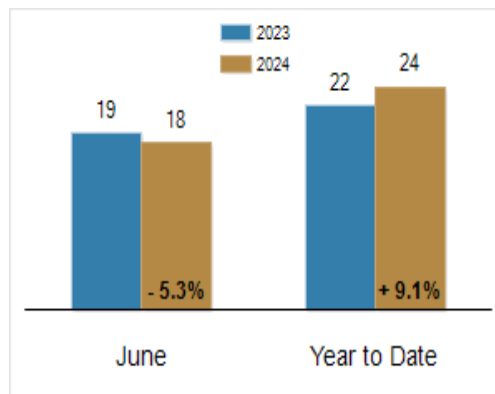
### Median Sales Price



### Percent of Original List Price Received at Sale



### Average Days on Market Until Sale



All information presented is based on data supplied by BRIGHT MLS. BRIGHT MLS does not guarantee nor is it responsible for its accuracy. Data maintained by the MLS may not reflect all real estate activities in the market. Information is deemed reliable but not guaranteed.