



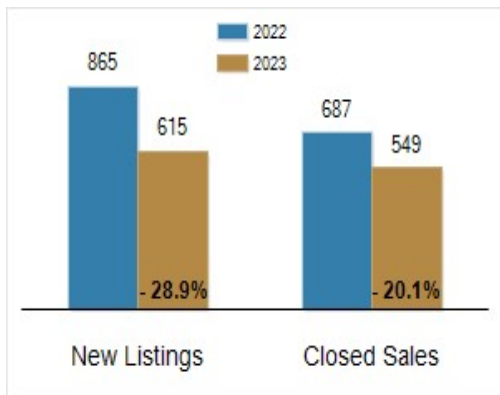
# Patterson-Schwartz Real Estate

## Residential Market Update

As of Friday, July 7, 2023 9:24:21 AM

All New Castle County	June			Year To Date		
	2022	2023	Change	2022	2023	Change
New Listings	865	615	- 28.9%	4219	3156	- 25.2%
Closed Sales	687	549	- 20.1%	3535	2625	- 25.7%
Pending Sales	649	398	- 38.7%	3722	2717	- 27.0%
Median Sales Price	\$331,000	\$345,000	+ 4.2%	\$310,000	\$325,000	+ 4.8%
% of Original List Price Received at Sale	102.3%	101.0%	- 1.3%	101.5%	99.9%	- 1.6%
Average Days on Market Until Sale	13	20	+ 53.8%	16	22	+ 37.5%
Total Residential Listing Inventory (as of 06/30)	602	648	+ 7.6%			
Single-Family Detached Inventory (as of 06/30)	360	405	+ 12.5%			

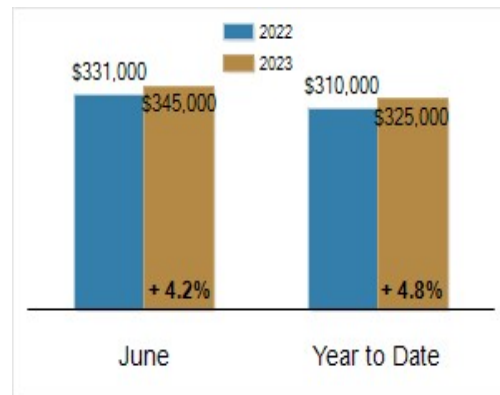
Activity: June



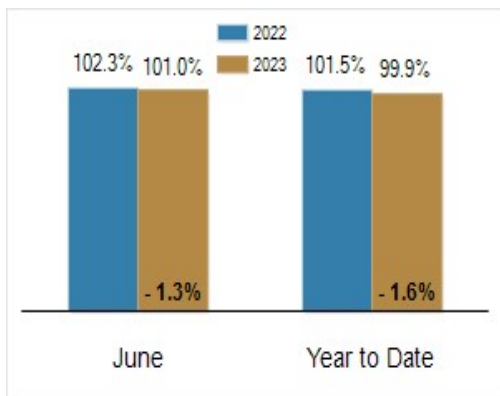
Activity: Year to Date



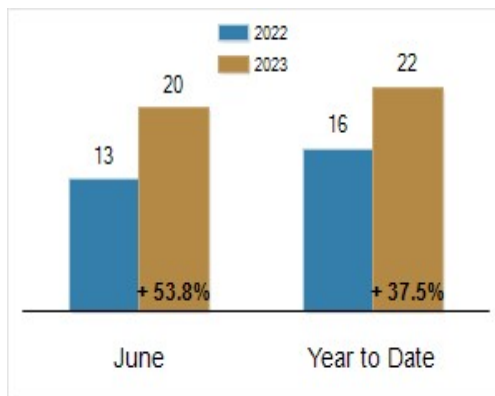
Median Sales Price



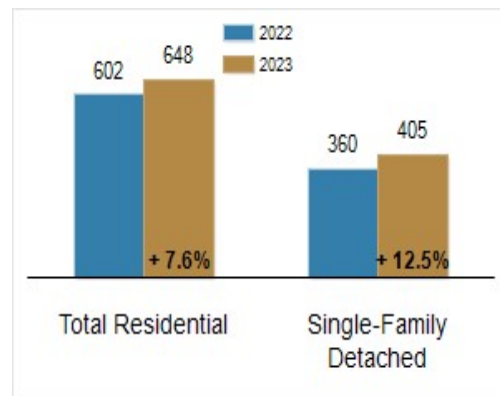
Percent of Original List Price Received at Sale



Average Days on Market Until Sale



Inventory of Homes for Sale: June



All information presented is based on data supplied by BRIGHT MLS. BRIGHT MLS does not guarantee nor is it responsible for its accuracy. Data maintained by the MLS may not reflect all real estate activities in the market. Information is deemed reliable but not guaranteed.