



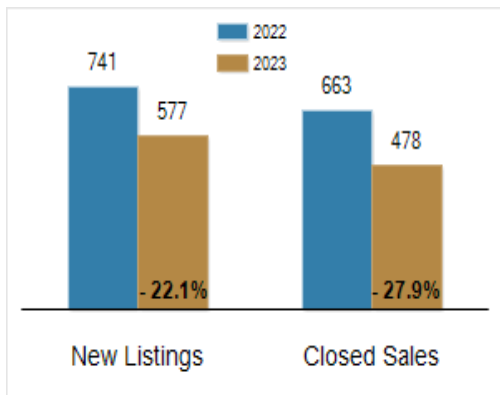
# Patterson-Schwartz Real Estate

## Residential Market Update

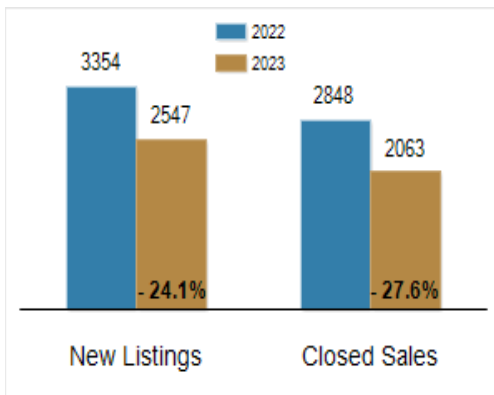
As of Thursday, June 8, 2023 2:56:41 PM

All New Castle County	May			Year To Date		
	2022	2023	Change	2022	2023	Change
New Listings	741	577	- 22.1%	3354	2547	- 24.1%
Closed Sales	663	478	- 27.9%	2848	2063	- 27.6%
Pending Sales	692	421	- 39.2%	3073	2210	- 28.1%
Median Sales Price	\$331,000	\$330,000	- 0.3%	\$305,000	\$320,000	+ 4.9%
% of Original List Price Received at Sale	104.3%	101.6%	- 2.7%	101.3%	99.6%	- 1.7%
Average Days on Market Until Sale	12	15	+ 25.0%	17	23	+ 35.3%
Total Residential Listing Inventory (as of 05/31)	509	620	+ 21.8%			
Single-Family Detached Inventory (as of 05/31)	297	367	+ 23.6%			

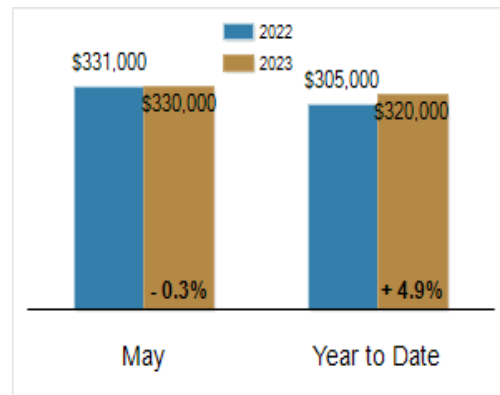
**Activity: May**



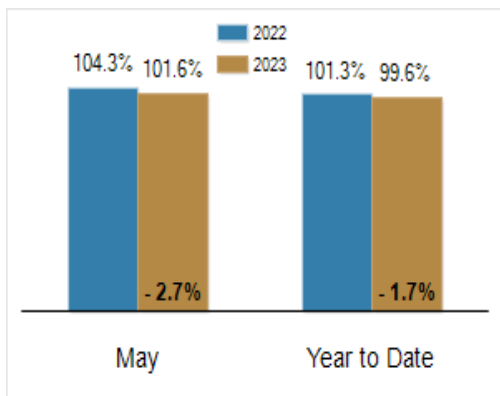
**Activity: Year to Date**



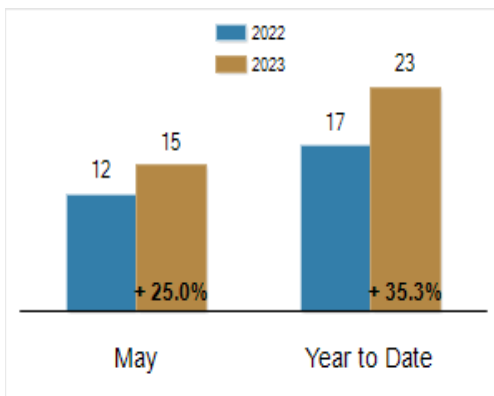
**Median Sales Price**



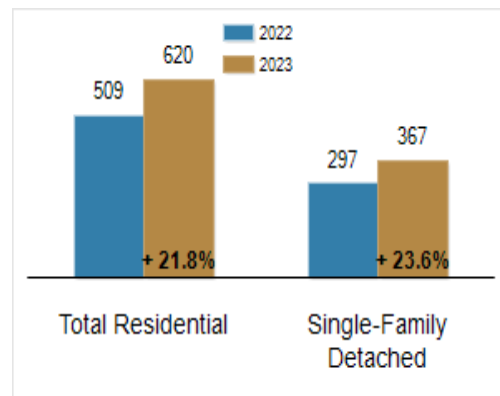
**Percent of Original List Price Received at Sale**



**Average Days on Market Until Sale**



**Inventory of Homes for Sale: May**



All information presented is based on data supplied by BRIGHT MLS. BRIGHT MLS does not guarantee nor is it responsible for its accuracy. Data maintained by the MLS may not reflect all real estate activities in the market. Information is deemed reliable but not guaranteed.