

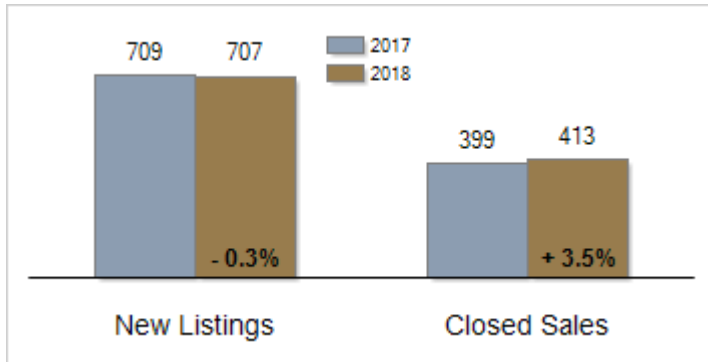


# Patterson-Schwartz Real Estate Residential Market Update

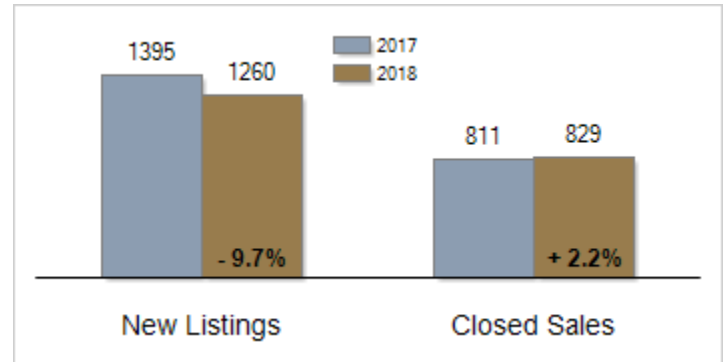
As of Friday, March 09, 2018 10:42:22 AM

All New Castle County	February			Year To Date		
	2017	2018	Change	2017	2018	Change
New Listings	709	707	- 0.3%	1395	1260	- 9.7%
Closed Sales	399	413	+ 3.5%	811	829	+ 2.2%
Pending Sales	570	469	- 17.7%	1053	992	- 5.8%
Median Sales Price	\$199,000	\$206,000	+ 3.5%	\$205,000	\$208,999	+ 2.0%
% of Original List Price Received at Sale	91.4%	95.7%	+ 4.3%	92.4%	95.8%	+ 3.4%
Average Days on Market Until Sale	80	59	- 26.3%	74	60	- 18.9%
Total Residential Listing Inventory (as of 02/28)	2174	1615	- 25.7%			
Single-Family Detached Inventory (as of 02/28)	1293	932	- 27.9%			

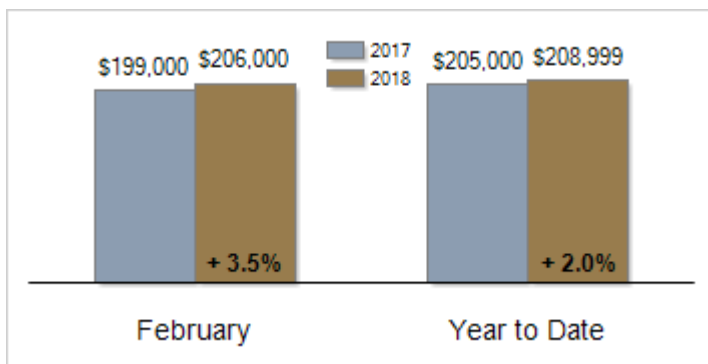
Activity: February



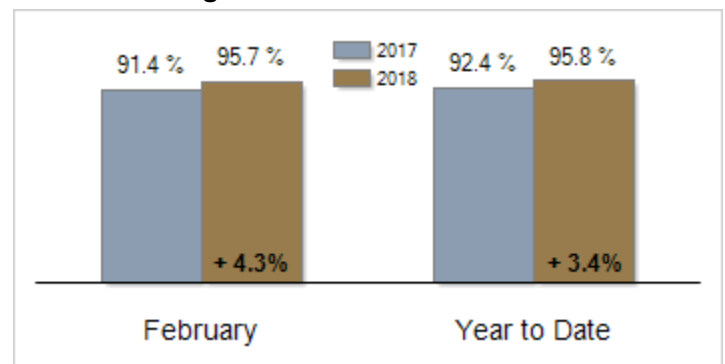
Activity: Year to Date



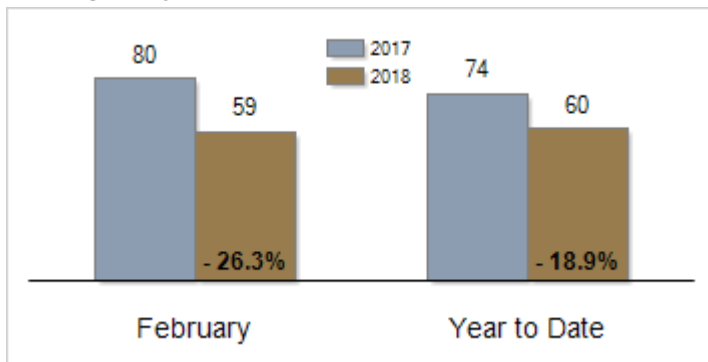
Median Sales Price



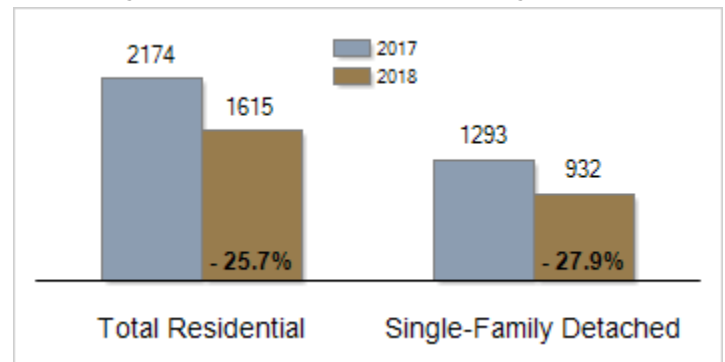
Percent of Original List Price Received at Sale



Average Days on Market Until Sale



Inventory of Homes for Sale: February



All information presented is based on data supplied by TRend MLS. TRend MLS does not guarantee nor is it responsible for its accuracy. Data maintained by the MLS may not reflect all real estate activities in the market. Information is deemed reliable but not guaranteed.