



# Patterson-Schwartz Real Estate

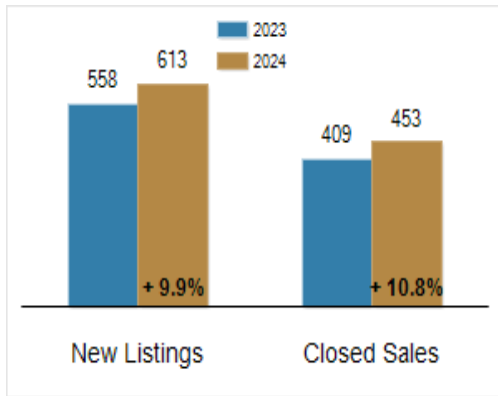
## Residential Market Update

As of Thursday, May 16, 2024 10:42:26 AM

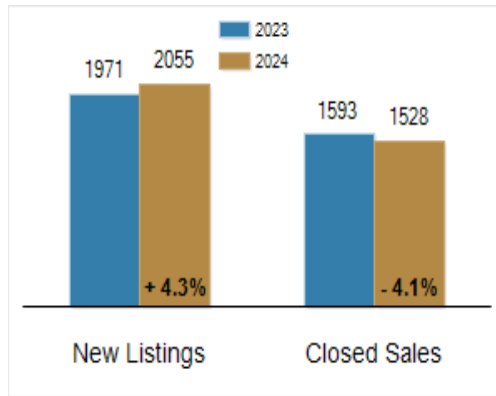
All New Castle County	April			Year To Date		
	2023	2024	Change	2023	2024	Change
New Listings	558	613	+ 9.9%	1971	2055	+ 4.3%
Closed Sales	409	453	+ 10.8%	1593	1528	- 4.1%
Under Contract	534	564	+ 5.6%	1825	1845	+ 1.1%
Median Sales Price	\$330,000	\$360,000	+ 9.1%	\$314,000	\$342,000	+ 8.9%
% of Original List Price Received at Sale	101.3%	100.0%	- 1.3%	99.1%	98.8%	- 0.3%
Average Days on Market Until Sale	17	26	+ 52.9%	25	27	+ 8.0%

Total Residential Listing Inventory as of May 16, 2024	636
Total Residential Listing Inventory (excluding new construction) as of May 16, 2024	459

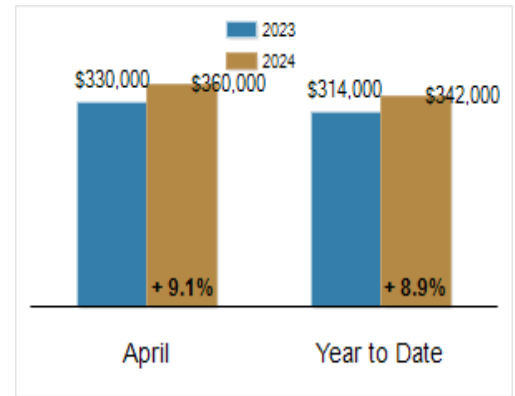
### Activity: April



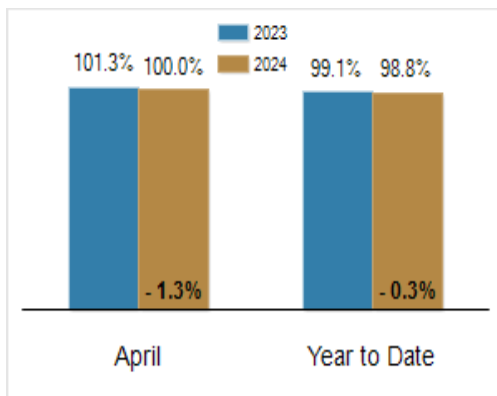
### Activity: Year to Date



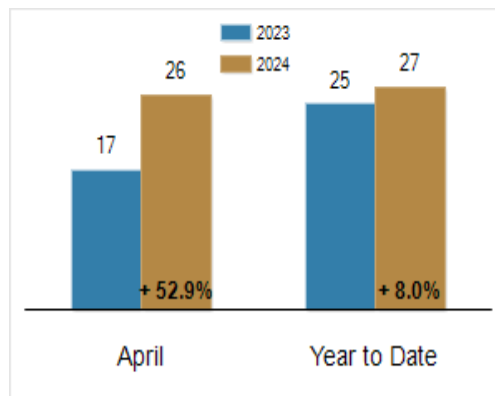
### Median Sales Price



### Percent of Original List Price Received at Sale



### Average Days on Market Until Sale



All information presented is based on data supplied by BRIGHT MLS. BRIGHT MLS does not guarantee nor is it responsible for its accuracy. Data maintained by the MLS may not reflect all real estate activities in the market. Information is deemed reliable but not guaranteed.