



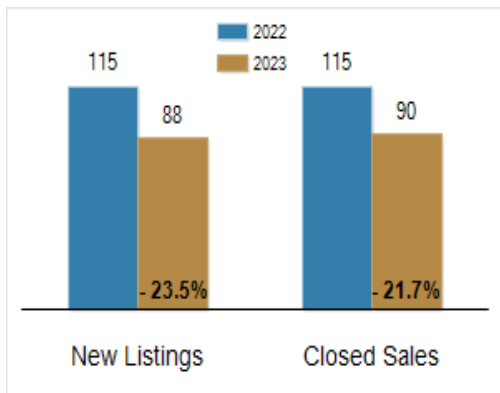
Patterson-Schwartz Real Estate

Residential Market Update

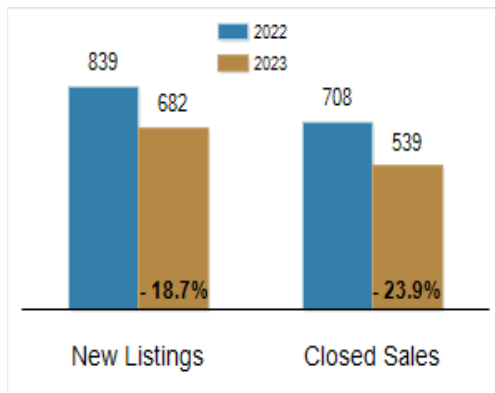
As of Monday, August 7, 2023 9:35:47 AM

Southern Chester Counties	July			Year To Date		
	2022	2023	Change	2022	2023	Change
New Listings	115	88	- 23.5%	839	682	- 18.7%
Closed Sales	115	90	- 21.7%	708	539	- 23.9%
Pending Sales	93	64	- 31.2%	717	586	- 18.3%
Median Sales Price	\$500,000	\$577,500	+ 15.5%	\$511,110	\$530,000	+ 3.7%
% of Original List Price Received at Sale	102.5%	99.3%	- 3.2%	101.9%	100.6%	- 1.3%
Average Days on Market Until Sale	17	17	+ 0.0%	24	25	+ 4.2%
Total Residential Listing Inventory (as of 07/31)	108	117	+ 8.3%			
Single-Family Detached Inventory (as of 07/31)	82	101	+ 23.2%			

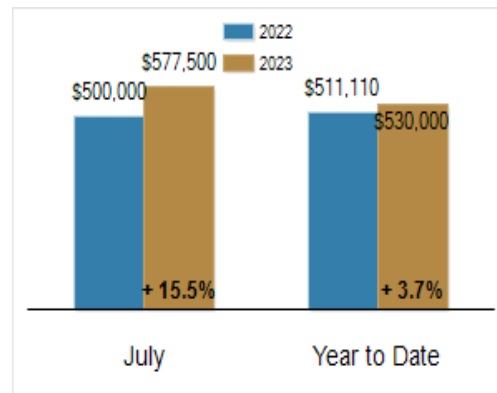
Activity: July



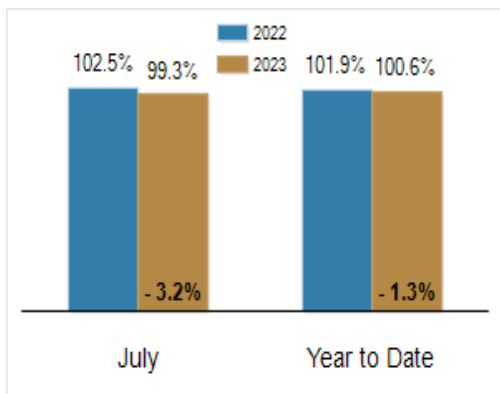
Activity: Year to Date



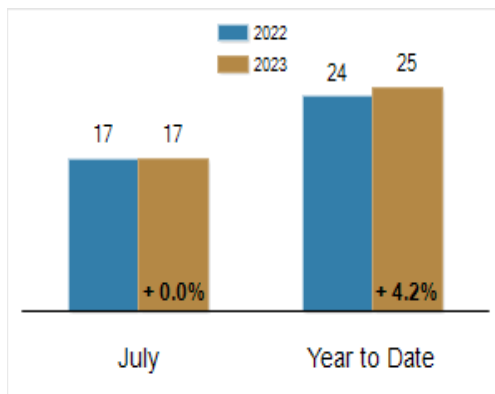
Median Sales Price



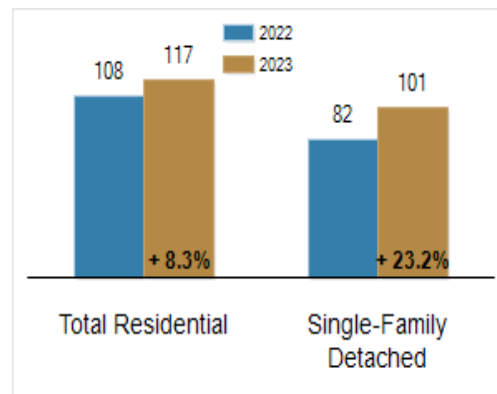
Percent of Original List Price Received at Sale



Average Days on Market Until Sale



Inventory of Homes for Sale: July



All information presented is based on data supplied by BRIGHT MLS. BRIGHT MLS does not guarantee nor is it responsible for its accuracy. Data maintained by the MLS may not reflect all real estate activities in the market. Information is deemed reliable but not guaranteed.