



Patterson-Schwartz Real Estate

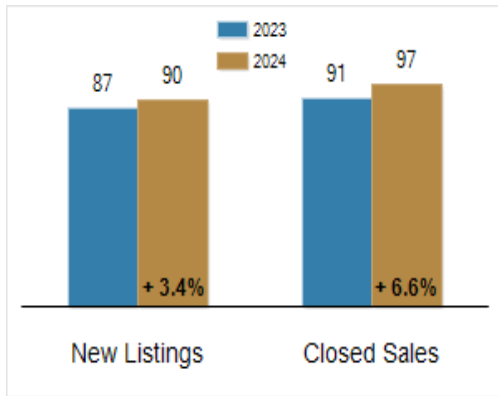
Residential Market Update

As of Thursday, August 8, 2024 10:26:19 AM

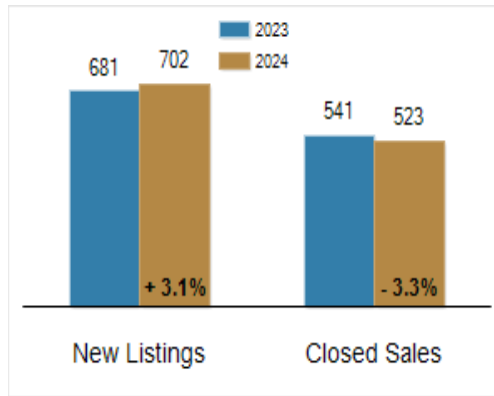
Southern Chester Counties	July			Year To Date		
	2023	2024	Change	2023	2024	Change
New Listings	87	90	+ 3.4%	681	702	+ 3.1%
Closed Sales	91	97	+ 6.6%	541	523	- 3.3%
Under Contract	83	88	+ 6.0%	613	584	- 4.7%
Median Sales Price	\$575,000	\$543,535	- 5.5%	\$530,000	\$555,550	+ 4.8%
% of Original List Price Received at Sale	99.4%	97.6%	- 1.8%	100.7%	100.0%	- 0.7%
Average Days on Market Until Sale	17	20	+ 17.6%	25	24	- 4.0%

Total Residential Listing Inventory as of August 8, 2024	131
Total Residential Listing Inventory (excluding new construction) as of August 8, 2024	87

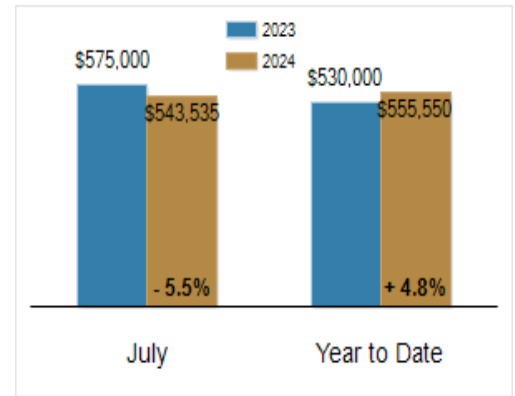
Activity: July



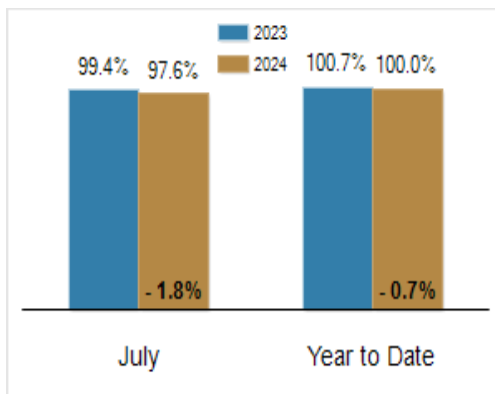
Activity: Year to Date



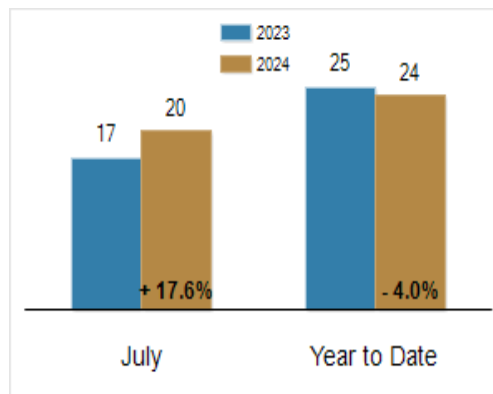
Median Sales Price



Percent of Original List Price Received at Sale



Average Days on Market Until Sale



All information presented is based on data supplied by BRIGHT MLS. BRIGHT MLS does not guarantee nor is it responsible for its accuracy. Data maintained by the MLS may not reflect all real estate activities in the market. Information is deemed reliable but not guaranteed.