



Patterson-Schwartz Real Estate

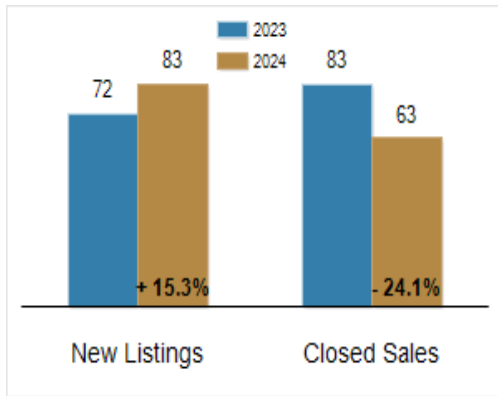
Residential Market Update

As of Monday, December 9, 2024 9:25:16 AM

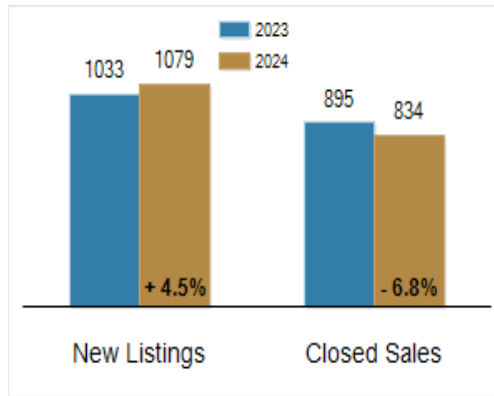
Southern Chester Counties	November			Year To Date		
	2023	2024	Change	2023	2024	Change
New Listings	72	83	+ 15.3%	1033	1079	+ 4.5%
Closed Sales	83	63	- 24.1%	895	834	- 6.8%
Under Contract	56	66	+ 17.9%	887	888	+ 0.1%
Median Sales Price	\$535,000	\$510,000	- 4.7%	\$530,000	\$550,000	+ 3.8%
% of Original List Price Received at Sale	98.4%	98.6%	+ 0.2%	100.6%	99.6%	- 1.0%
Average Days on Market Until Sale	19	16	- 15.8%	24	22	- 8.3%

Total Residential Listing Inventory as of December 9, 2024	153
Total Residential Listing Inventory (excluding new construction) as of December 9, 2024	103

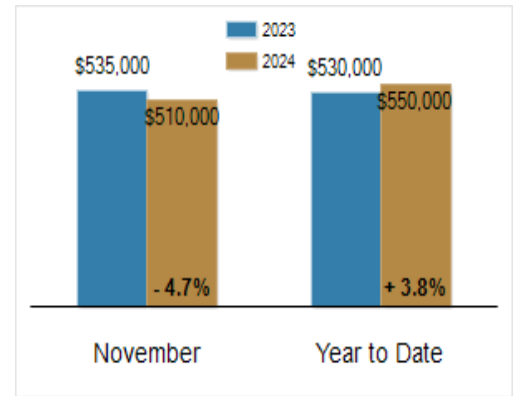
Activity: November



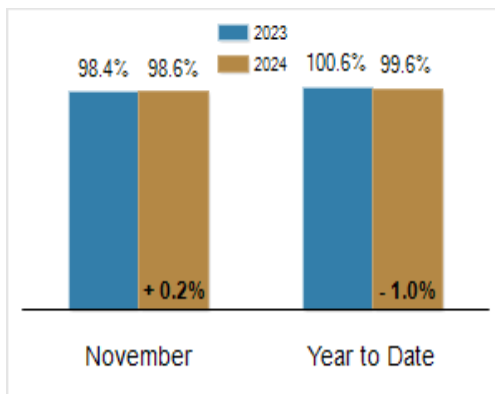
Activity: Year to Date



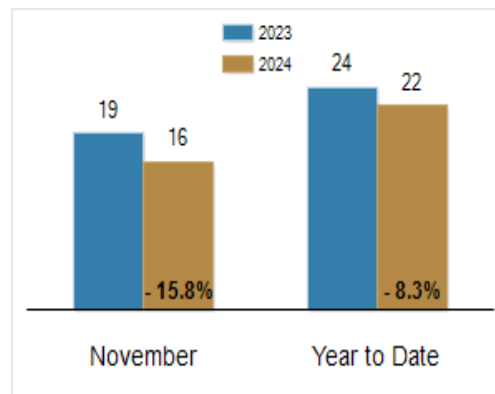
Median Sales Price



Percent of Original List Price Received at Sale



Average Days on Market Until Sale



All information presented is based on data supplied by BRIGHT MLS. BRIGHT MLS does not guarantee nor is it responsible for its accuracy. Data maintained by the MLS may not reflect all real estate activities in the market. Information is deemed reliable but not guaranteed.