



Patterson-Schwartz Real Estate

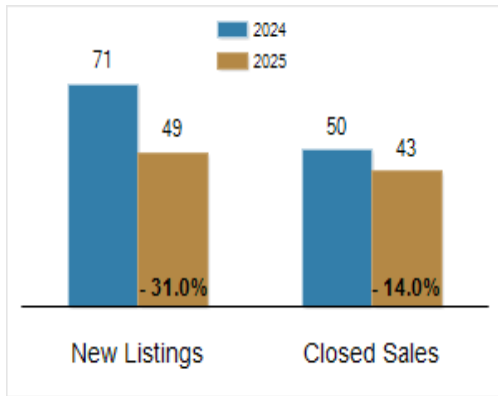
Residential Market Update

As of Friday, February 7, 2025 10:59:23 AM

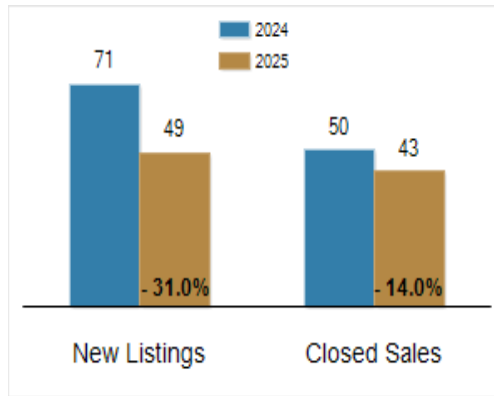
Southern Chester Counties	January			Year To Date		
	2024	2025	Change	2024	2025	Change
New Listings	71	49	- 31.0%	71	49	- 31.0%
Closed Sales	50	43	- 14.0%	50	43	- 14.0%
Under Contract	51	51	+ 0.0%	51	51	+ 0.0%
Median Sales Price	\$543,880	\$529,145	- 2.7%	\$543,880	\$529,145	- 2.7%
% of Original List Price Received at Sale	98.9%	99.6%	+ 0.7%	98.9%	99.6%	+ 0.7%
Average Days on Market Until Sale	40	22	- 45.0%	40	22	- 45.0%

Total Residential Listing Inventory as of February 7, 2025	130
Total Residential Listing Inventory (excluding new construction) as of February 7, 2025	81

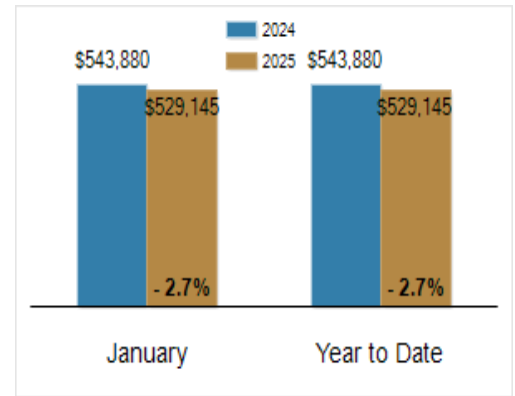
Activity: January



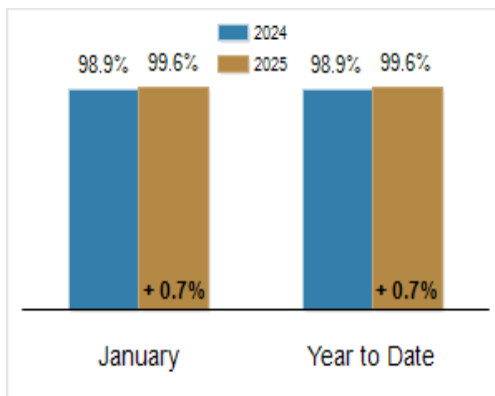
Activity: Year to Date



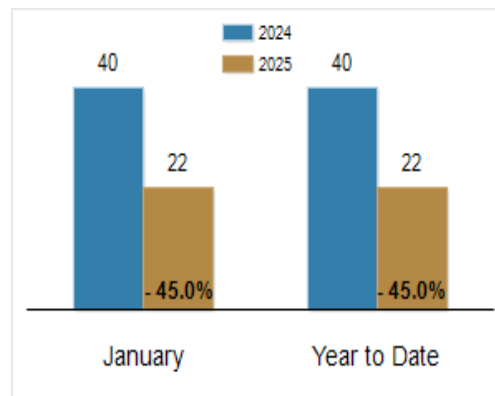
Median Sales Price



Percent of Original List Price Received at Sale



Average Days on Market Until Sale



All information presented is based on data supplied by BRIGHT MLS. BRIGHT MLS does not guarantee nor is it responsible for its accuracy. Data maintained by the MLS may not reflect all real estate activities in the market. Information is deemed reliable but not guaranteed.