



# Patterson-Schwartz Real Estate

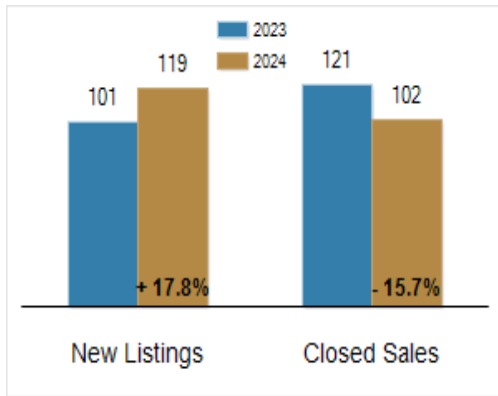
## Residential Market Update

As of Monday, July 8, 2024 2:08:38 PM

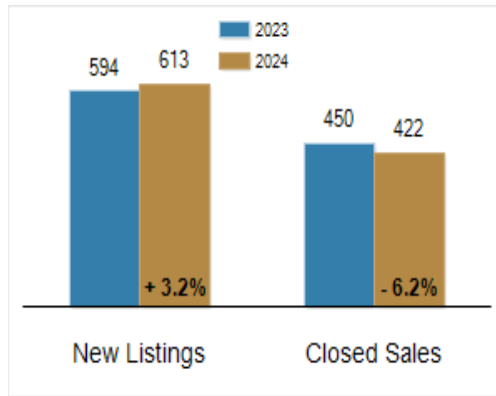
Southern Chester Counties	June			Year To Date		
	2023	2024	Change	2023	2024	Change
New Listings	101	119	+ 17.8%	594	613	+ 3.2%
Closed Sales	121	102	- 15.7%	450	422	- 6.2%
Under Contract	107	87	- 18.7%	530	498	- 6.0%
Median Sales Price	\$545,000	\$605,522	+ 11.1%	\$525,000	\$560,000	+ 6.7%
% of Original List Price Received at Sale	100.6%	101.4%	+ 0.8%	101.0%	100.6%	- 0.4%
Average Days on Market Until Sale	21	26	+ 23.8%	26	25	- 3.8%

Total Residential Listing Inventory as of July 8, 2024	136
Total Residential Listing Inventory (excluding new construction) as of July 8, 2024	90

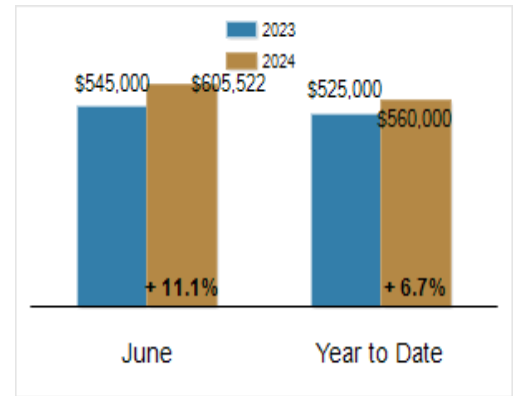
### Activity: June



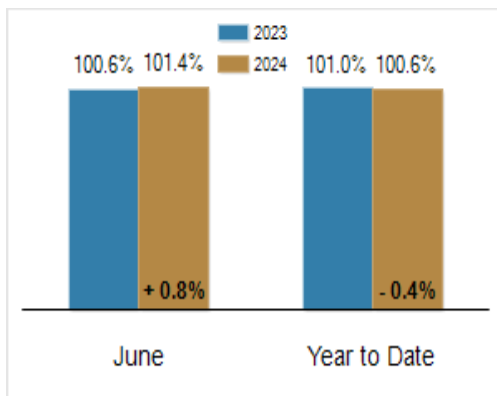
### Activity: Year to Date



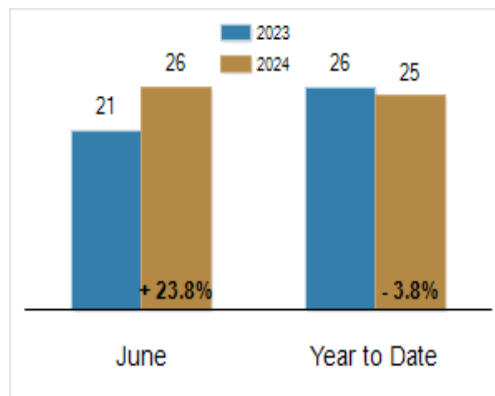
### Median Sales Price



### Percent of Original List Price Received at Sale



### Average Days on Market Until Sale



All information presented is based on data supplied by BRIGHT MLS. BRIGHT MLS does not guarantee nor is it responsible for its accuracy. Data maintained by the MLS may not reflect all real estate activities in the market. Information is deemed reliable but not guaranteed.