



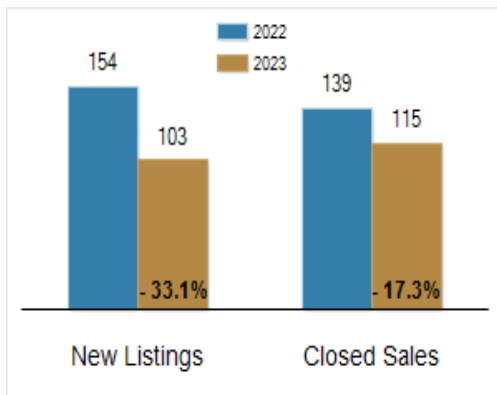
Patterson-Schwartz Real Estate

Residential Market Update

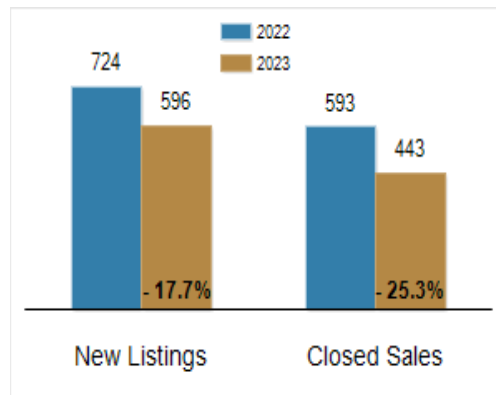
As of Friday, July 7, 2023 9:51:30 AM

Southern Chester Counties	June			Year To Date		
	2022	2023	Change	2022	2023	Change
New Listings	154	103	- 33.1%	724	596	- 17.7%
Closed Sales	139	115	- 17.3%	593	443	- 25.3%
Pending Sales	122	80	- 34.4%	624	495	- 20.7%
Median Sales Price	\$515,000	\$549,900	+ 6.8%	\$515,000	\$525,000	+ 1.9%
% of Original List Price Received at Sale	103.5%	100.3%	- 3.2%	101.8%	100.8%	- 1.0%
Average Days on Market Until Sale	15	21	+ 40.0%	25	26	+ 4.0%
Total Residential Listing Inventory (as of 06/30)	99	137	+ 38.4%			
Single-Family Detached Inventory (as of 06/30)	71	117	+ 64.8%			

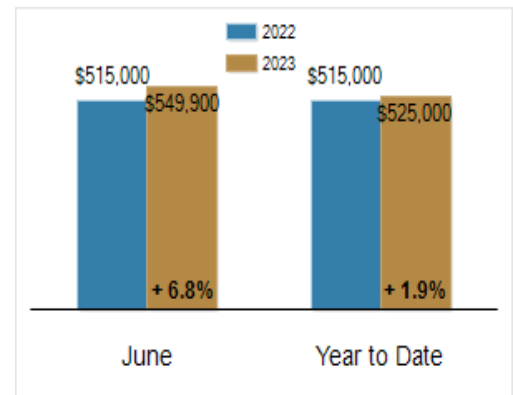
Activity: June



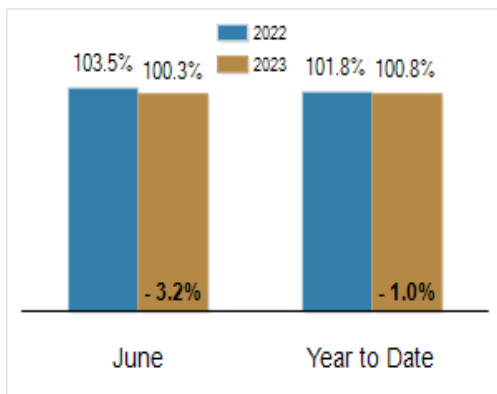
Activity: Year to Date



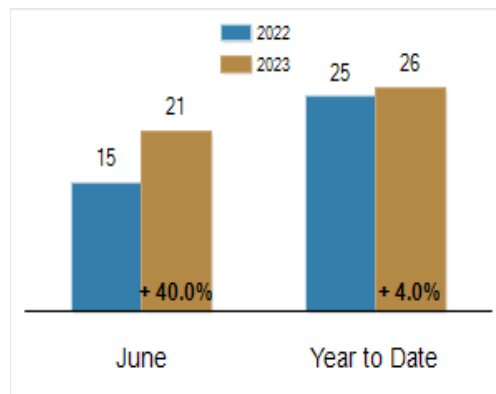
Median Sales Price



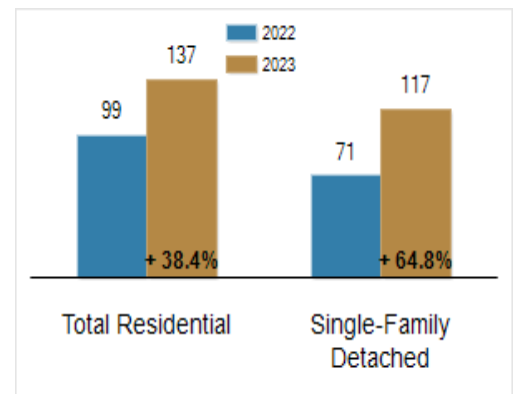
Percent of Original List Price Received at Sale



Average Days on Market Until Sale



Inventory of Homes for Sale: June



All information presented is based on data supplied by BRIGHT MLS. BRIGHT MLS does not guarantee nor is it responsible for its accuracy. Data maintained by the MLS may not reflect all real estate activities in the market. Information is deemed reliable but not guaranteed.