



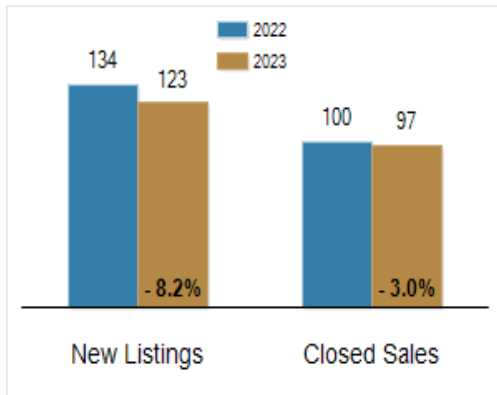
Patterson-Schwartz Real Estate

Residential Market Update

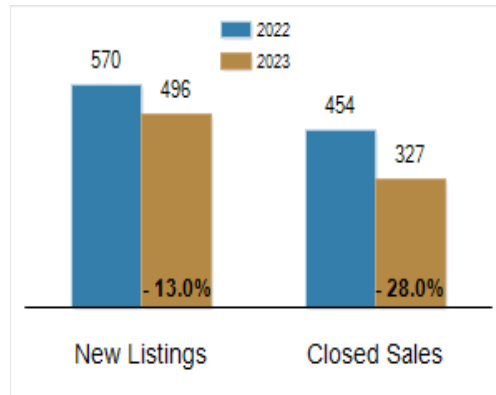
As of Thursday, June 8, 2023 3:01:49 PM

Southern Chester Counties	May			Year To Date		
	2022	2023	Change	2022	2023	Change
New Listings	134	123	- 8.2%	570	496	- 13.0%
Closed Sales	100	97	- 3.0%	454	327	- 28.0%
Pending Sales	110	88	- 20.0%	502	397	- 20.9%
Median Sales Price	\$532,332	\$540,200	+ 1.5%	\$512,187	\$507,500	- 0.9%
% of Original List Price Received at Sale	103.2%	103.5%	+ 0.3%	101.2%	100.9%	- 0.3%
Average Days on Market Until Sale	19	17	- 10.5%	28	28	+ 0.0%
Total Residential Listing Inventory (as of 05/31)	90	147	+ 63.3%			
Single-Family Detached Inventory (as of 05/31)	70	130	+ 85.7%			

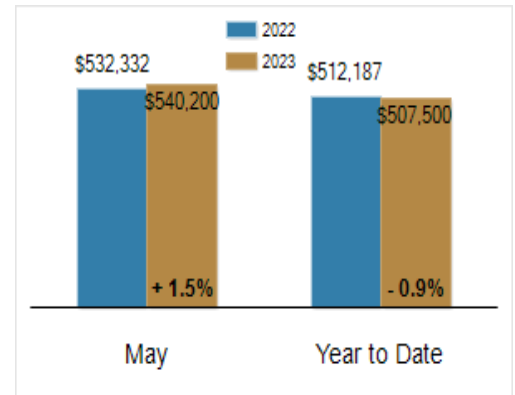
Activity: May



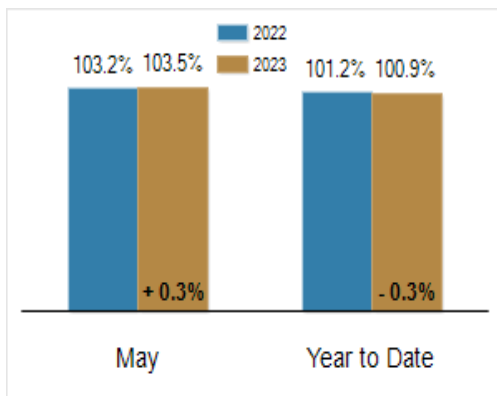
Activity: Year to Date



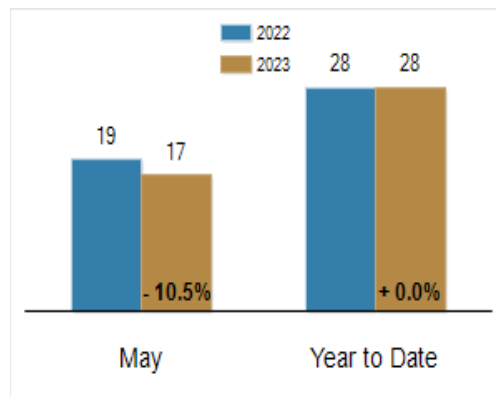
Median Sales Price



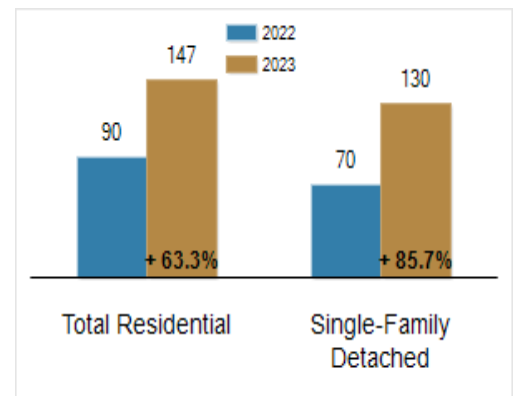
Percent of Original List Price Received at Sale



Average Days on Market Until Sale



Inventory of Homes for Sale: May



All information presented is based on data supplied by BRIGHT MLS. BRIGHT MLS does not guarantee nor is it responsible for its accuracy. Data maintained by the MLS may not reflect all real estate activities in the market. Information is deemed reliable but not guaranteed.