



# Patterson-Schwartz Real Estate

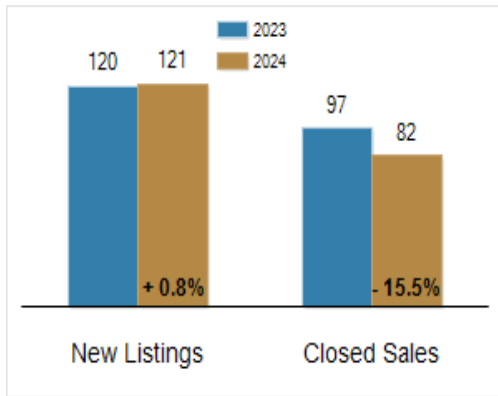
## Residential Market Update

As of Thursday, June 6, 2024 2:15:35 PM

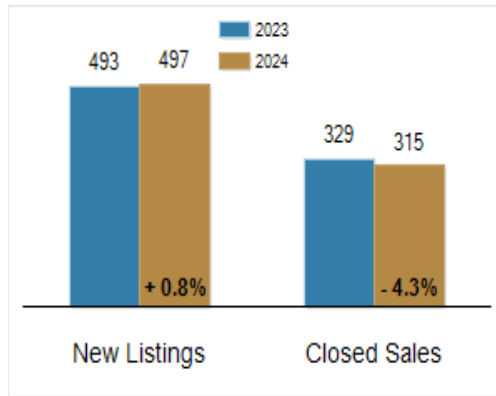
Southern Chester Counties	May			Year To Date		
	2023	2024	Change	2023	2024	Change
New Listings	120	121	+ 0.8%	493	497	+ 0.8%
Closed Sales	97	82	- 15.5%	329	315	- 4.3%
Under Contract	104	94	- 9.6%	423	417	- 1.4%
Median Sales Price	\$540,200	\$559,500	+ 3.6%	\$507,500	\$550,000	+ 8.4%
% of Original List Price Received at Sale	103.5%	100.8%	- 2.7%	101.2%	100.3%	- 0.9%
Average Days on Market Until Sale	17	16	- 5.9%	28	26	- 7.1%

Total Residential Listing Inventory as of June 6, 2024	140
Total Residential Listing Inventory (excluding new construction) as of June 6, 2024	99

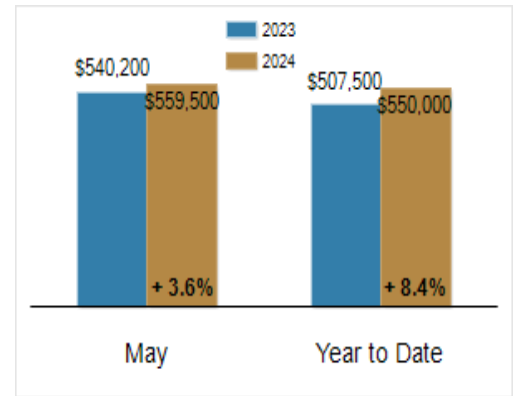
### Activity: May



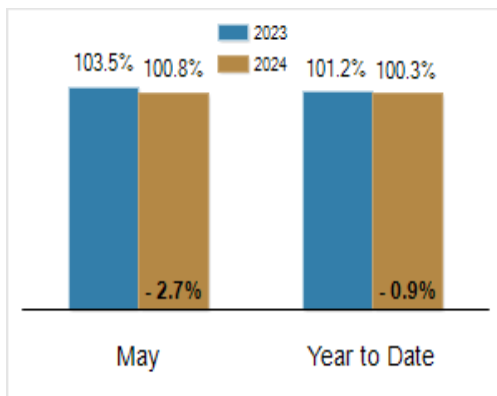
### Activity: Year to Date



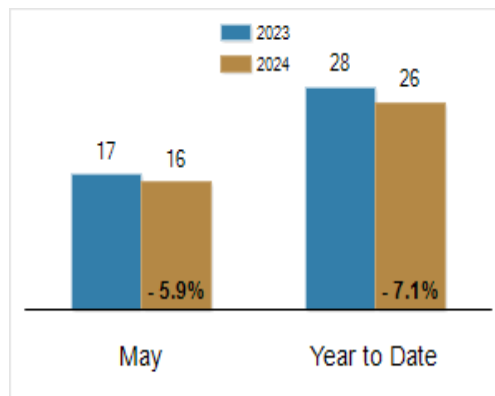
### Median Sales Price



### Percent of Original List Price Received at Sale



### Average Days on Market Until Sale



All information presented is based on data supplied by BRIGHT MLS. BRIGHT MLS does not guarantee nor is it responsible for its accuracy. Data maintained by the MLS may not reflect all real estate activities in the market. Information is deemed reliable but not guaranteed.