



# Patterson-Schwartz Real Estate

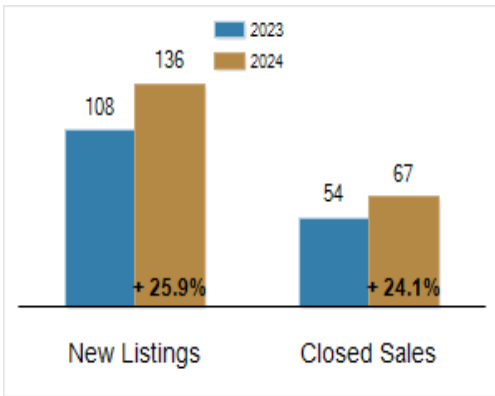
## Residential Market Update

As of Thursday, May 16, 2024 10:51:28 AM

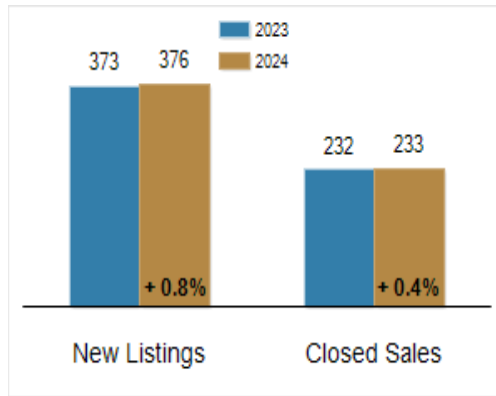
Southern Chester Counties	April			Year To Date		
	2023	2024	Change	2023	2024	Change
New Listings	108	136	+ 25.9%	373	376	+ 0.8%
Closed Sales	54	67	+ 24.1%	232	233	+ 0.4%
Under Contract	103	113	+ 9.7%	319	324	+ 1.6%
Median Sales Price	\$486,632	\$565,000	+ 16.1%	\$497,500	\$550,000	+ 10.6%
% of Original List Price Received at Sale	104.5%	102.5%	- 2.0%	100.3%	100.1%	- 0.2%
Average Days on Market Until Sale	33	20	- 39.4%	33	29	- 12.1%

Total Residential Listing Inventory as of May 16, 2024	137
Total Residential Listing Inventory (excluding new construction) as of May 16, 2024	95

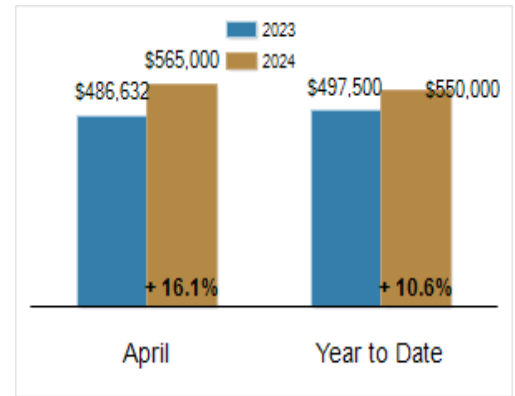
**Activity: April**



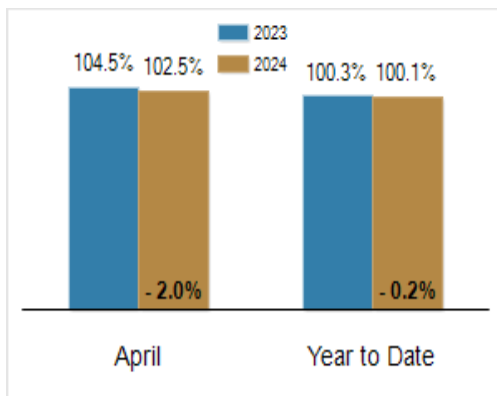
**Activity: Year to Date**



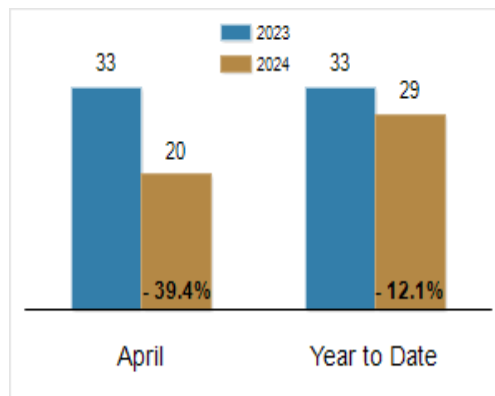
**Median Sales Price**



**Percent of Original List Price Received at Sale**



**Average Days on Market Until Sale**



All information presented is based on data supplied by BRIGHT MLS. BRIGHT MLS does not guarantee nor is it responsible for its accuracy. Data maintained by the MLS may not reflect all real estate activities in the market. Information is deemed reliable but not guaranteed.