



Patterson-Schwartz Real Estate

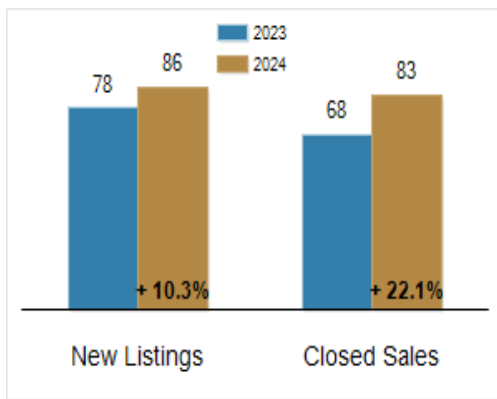
Residential Market Update

As of Thursday, November 7, 2024 3:05:48 PM

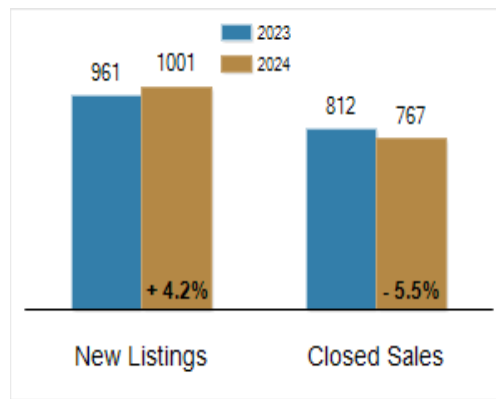
Southern Chester Counties	October			Year To Date		
	2023	2024	Change	2023	2024	Change
New Listings	78	86	+ 10.3%	961	1001	+ 4.2%
Closed Sales	68	83	+ 22.1%	812	767	- 5.5%
Under Contract	71	75	+ 5.6%	831	819	- 1.4%
Median Sales Price	\$517,950	\$530,000	+ 2.3%	\$530,000	\$551,590	+ 4.1%
% of Original List Price Received at Sale	101.6%	99.9%	- 1.7%	100.9%	99.7%	- 1.2%
Average Days on Market Until Sale	24	18	- 25.0%	24	23	- 4.2%

Total Residential Listing Inventory as of November 7, 2024	149
Total Residential Listing Inventory (excluding new construction) as of November 7, 2024	104

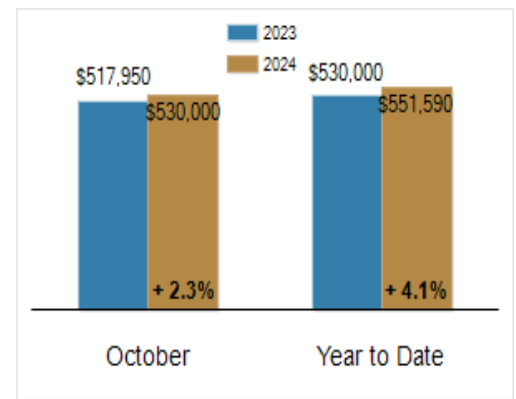
Activity: October



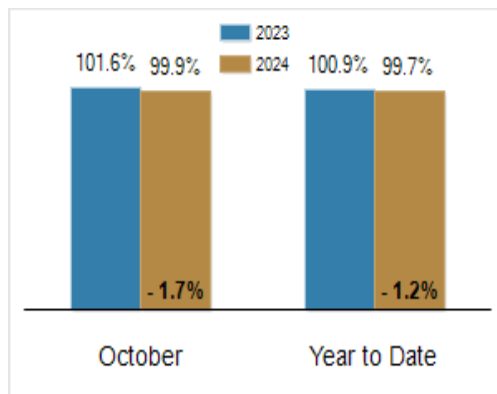
Activity: Year to Date



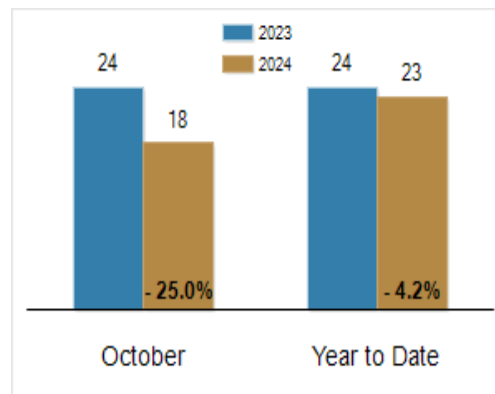
Median Sales Price



Percent of Original List Price Received at Sale



Average Days on Market Until Sale



All information presented is based on data supplied by BRIGHT MLS. BRIGHT MLS does not guarantee nor is it responsible for its accuracy. Data maintained by the MLS may not reflect all real estate activities in the market. Information is deemed reliable but not guaranteed.