



Patterson-Schwartz Real Estate

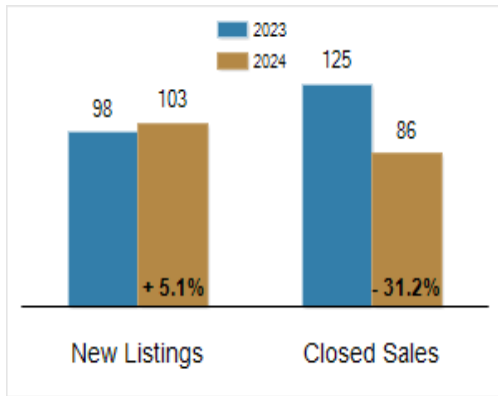
Residential Market Update

As of Monday, September 9, 2024 9:34:27 AM

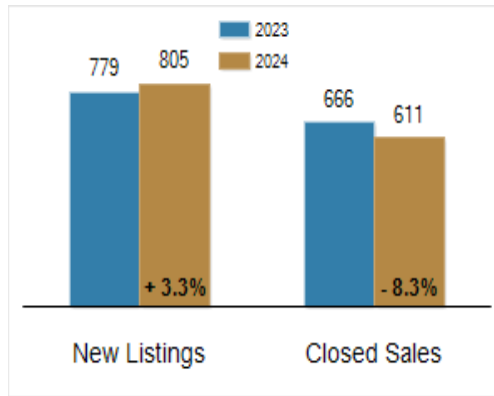
Southern Chester Counties	August			Year To Date		
	2023	2024	Change	2023	2024	Change
New Listings	98	103	+ 5.1%	779	805	+ 3.3%
Closed Sales	125	86	- 31.2%	666	611	- 8.3%
Under Contract	77	85	+ 10.4%	690	666	- 3.5%
Median Sales Price	\$525,000	\$554,880	+ 5.7%	\$530,000	\$555,000	+ 4.7%
% of Original List Price Received at Sale	101.4%	99.3%	- 2.1%	100.9%	99.9%	- 1.0%
Average Days on Market Until Sale	26	16	- 38.5%	25	23	- 8.0%

Total Residential Listing Inventory as of September 9, 2024	154
Total Residential Listing Inventory (excluding new construction) as of September 9, 2024	108

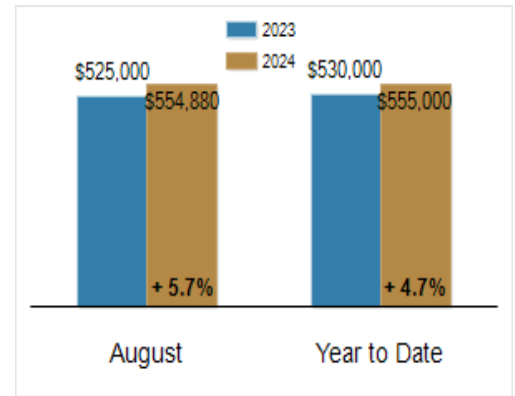
Activity: August



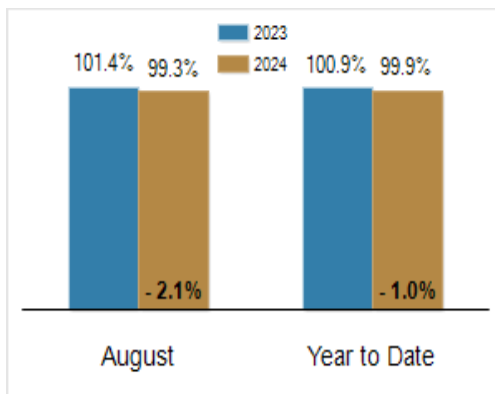
Activity: Year to Date



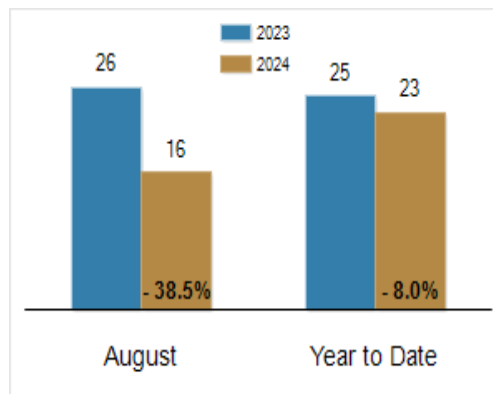
Median Sales Price



Percent of Original List Price Received at Sale



Average Days on Market Until Sale



All information presented is based on data supplied by BRIGHT MLS. BRIGHT MLS does not guarantee nor is it responsible for its accuracy. Data maintained by the MLS may not reflect all real estate activities in the market. Information is deemed reliable but not guaranteed.