



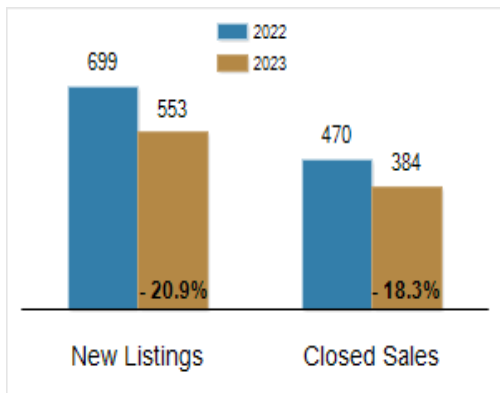
# Patterson-Schwartz Real Estate

## Residential Market Update

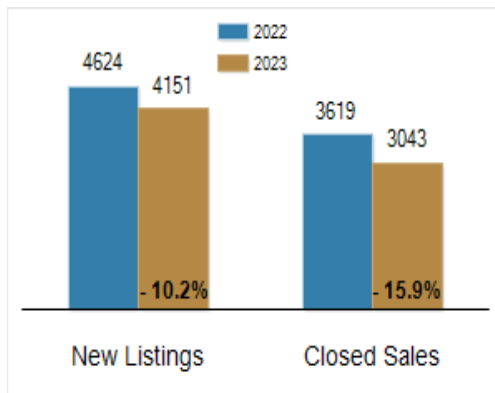
As of Monday, August 7, 2023 9:33:16 AM

All Sussex County	July			Year To Date		
	2022	2023	Change	2022	2023	Change
New Listings	699	553	- 20.9%	4624	4151	- 10.2%
Closed Sales	470	384	- 18.3%	3619	3043	- 15.9%
Pending Sales	497	285	- 42.7%	3570	3098	- 13.2%
Median Sales Price	\$422,450	\$445,000	+ 5.3%	\$427,500	\$445,285	+ 4.2%
% of Original List Price Received at Sale	98.7%	97.9%	- 0.8%	100.6%	99.3%	- 1.3%
Average Days on Market Until Sale	24	42	+ 75.0%	31	49	+ 58.1%
Total Residential Listing Inventory (as of 07/31)	1050	1536	+ 46.3%			
Single-Family Detached Inventory (as of 07/31)	820	1132	+ 38.0%			

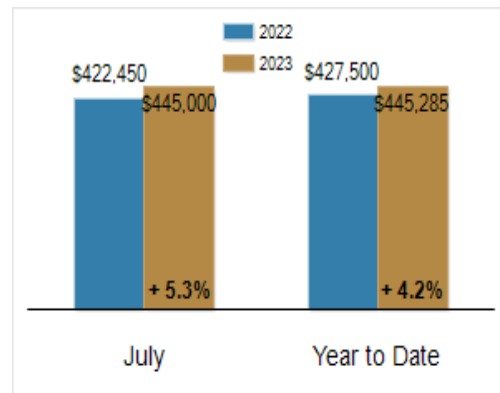
Activity: July



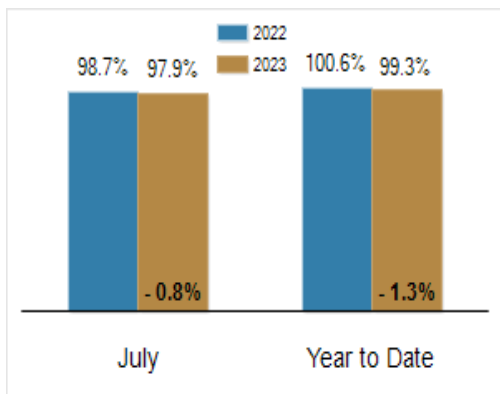
Activity: Year to Date



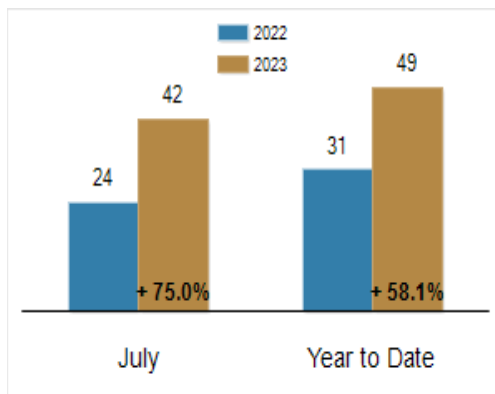
Median Sales Price



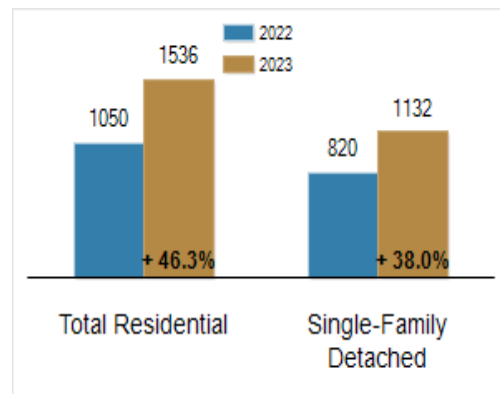
Percent of Original List Price Received at Sale



Average Days on Market Until Sale



Inventory of Homes for Sale: July



All information presented is based on data supplied by BRIGHT MLS. BRIGHT MLS does not guarantee nor is it responsible for its accuracy. Data maintained by the MLS may not reflect all real estate activities in the market. Information is deemed reliable but not guaranteed.