



# Patterson-Schwartz Real Estate

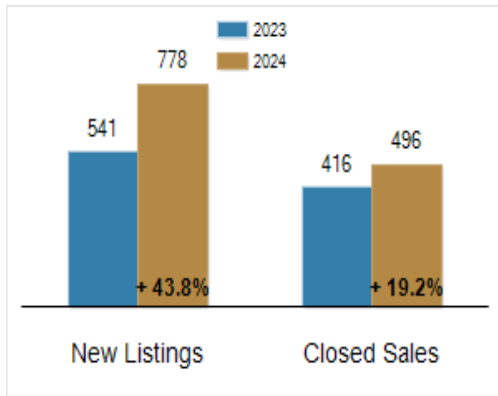
## Residential Market Update

As of Thursday, August 8, 2024 10:24:06 AM

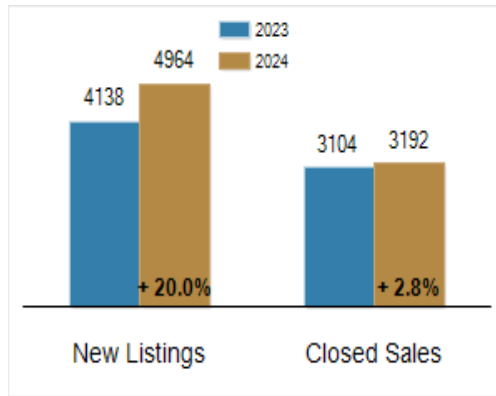
All Sussex County	July			Year To Date		
	2023	2024	Change	2023	2024	Change
New Listings	541	778	+ 43.8%	4138	4964	+ 20.0%
Closed Sales	416	496	+ 19.2%	3104	3192	+ 2.8%
Under Contract	448	527	+ 17.6%	3319	3523	+ 6.1%
Median Sales Price	\$463,950	\$430,995	- 7.1%	\$450,000	\$450,000	+ 0.0%
% of Original List Price Received at Sale	98.1%	97.3%	- 0.8%	99.4%	98.2%	- 1.2%
Average Days on Market Until Sale	41	62	+ 51.2%	48	52	+ 8.3%

Total Residential Listing Inventory as of August 8, 2024	1829
Total Residential Listing Inventory (excluding new construction) as of August 8, 2024	1160

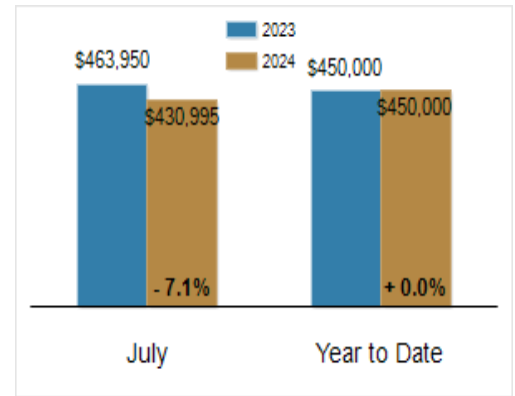
### Activity: July



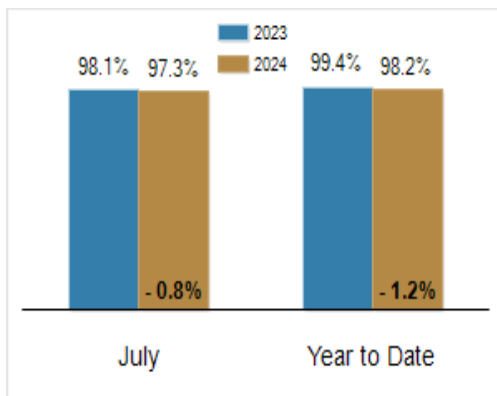
### Activity: Year to Date



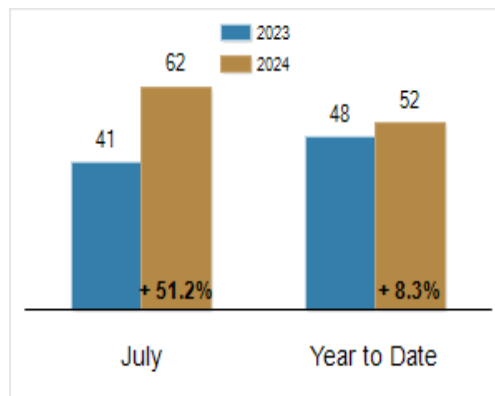
### Median Sales Price



### Percent of Original List Price Received at Sale



### Average Days on Market Until Sale



All information presented is based on data supplied by BRIGHT MLS. BRIGHT MLS does not guarantee nor is it responsible for its accuracy. Data maintained by the MLS may not reflect all real estate activities in the market. Information is deemed reliable but not guaranteed.