



Patterson-Schwartz Real Estate

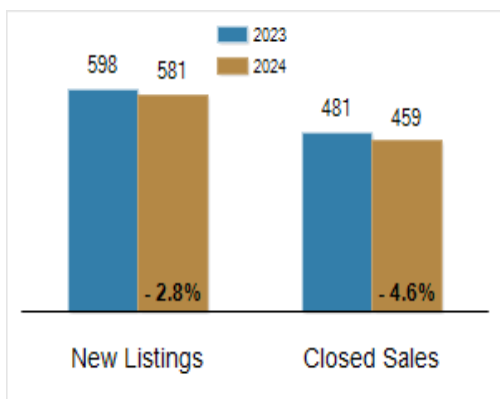
Residential Market Update

As of Monday, December 9, 2024 9:22:46 AM

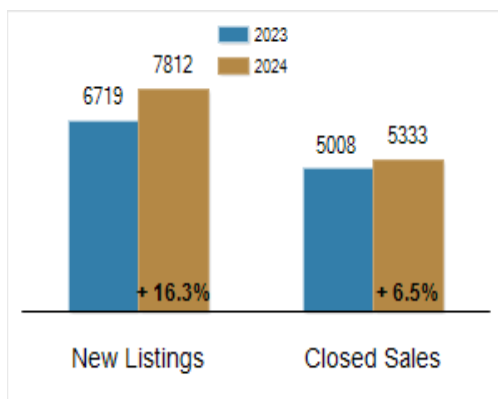
All Sussex County	November			Year To Date		
	2023	2024	Change	2023	2024	Change
New Listings	598	581	- 2.8%	6719	7812	+ 16.3%
Closed Sales	481	459	- 4.6%	5008	5333	+ 6.5%
Under Contract	428	515	+ 20.3%	5194	5684	+ 9.4%
Median Sales Price	\$434,900	\$459,000	+ 5.5%	\$450,000	\$450,000	+ 0.0%
% of Original List Price Received at Sale	97.5%	96.0%	- 1.5%	98.8%	97.8%	- 1.0%
Average Days on Market Until Sale	49	53	+ 8.2%	47	51	+ 8.5%

Total Residential Listing Inventory as of December 9, 2024	1765
Total Residential Listing Inventory (excluding new construction) as of December 9, 2024	1100

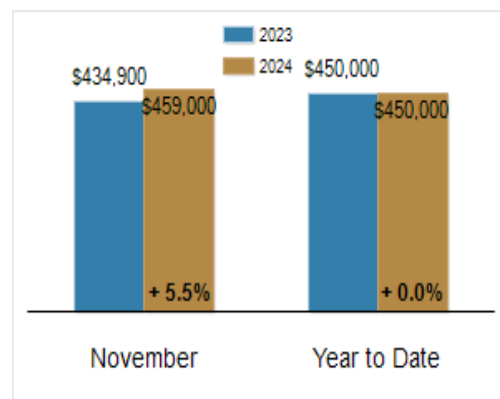
Activity: November



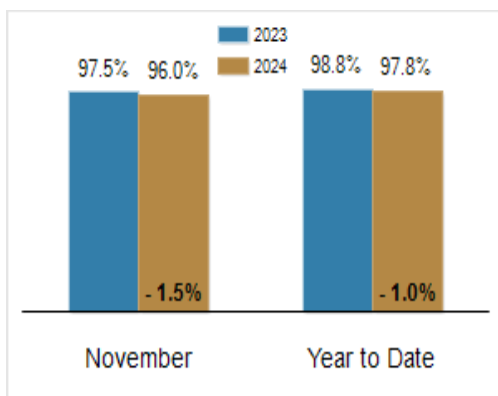
Activity: Year to Date



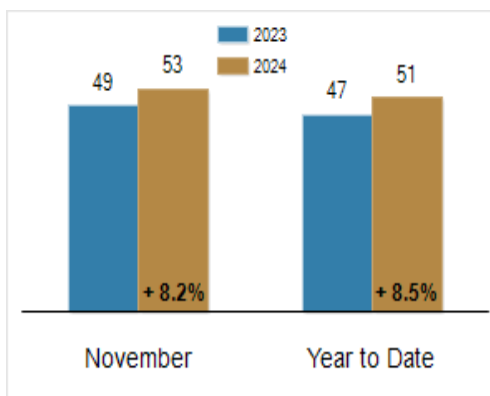
Median Sales Price



Percent of Original List Price Received at Sale



Average Days on Market Until Sale



All information presented is based on data supplied by BRIGHT MLS. BRIGHT MLS does not guarantee nor is it responsible for its accuracy. Data maintained by the MLS may not reflect all real estate activities in the market. Information is deemed reliable but not guaranteed.