



Patterson-Schwartz Real Estate

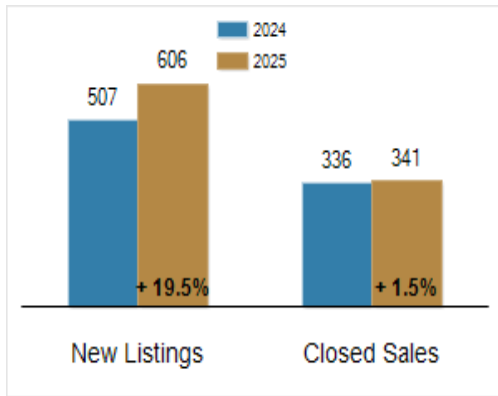
Residential Market Update

As of Friday, February 7, 2025 10:56:12 AM

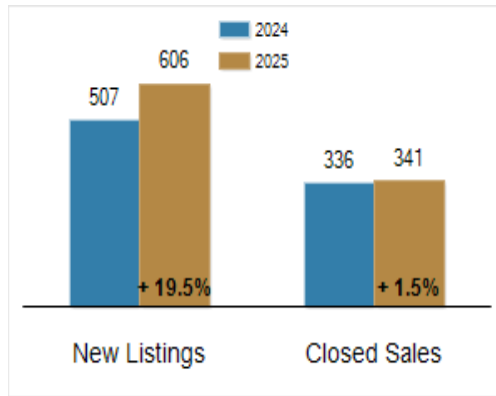
All Sussex County	January			Year To Date		
	2024	2025	Change	2024	2025	Change
New Listings	507	606	+ 19.5%	507	606	+ 19.5%
Closed Sales	336	341	+ 1.5%	336	341	+ 1.5%
Under Contract	385	427	+ 10.9%	385	427	+ 10.9%
Median Sales Price	\$450,000	\$475,000	+ 5.6%	\$450,000	\$475,000	+ 5.6%
% of Original List Price Received at Sale	98.6%	94.5%	- 4.1%	98.6%	94.5%	- 4.1%
Average Days on Market Until Sale	56	63	+ 12.5%	56	63	+ 12.5%

Total Residential Listing Inventory as of February 7, 2025	1717
Total Residential Listing Inventory (excluding new construction) as of February 7, 2025	1034

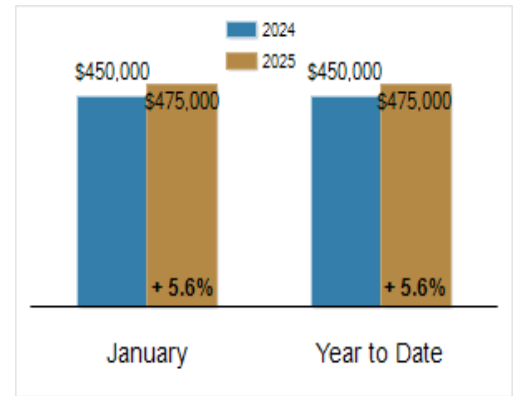
Activity: January



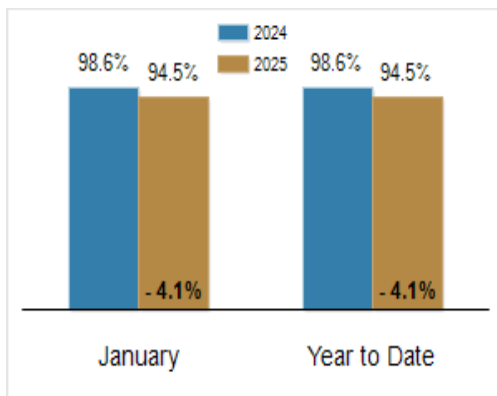
Activity: Year to Date



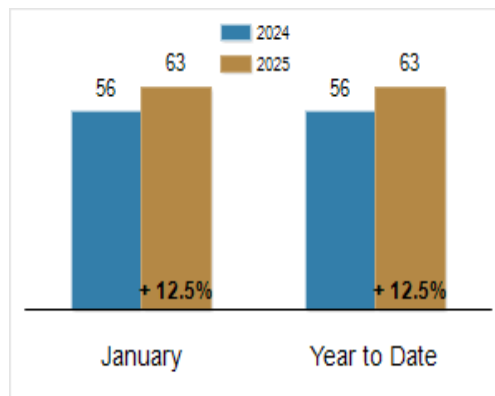
Median Sales Price



Percent of Original List Price Received at Sale



Average Days on Market Until Sale



All information presented is based on data supplied by BRIGHT MLS. BRIGHT MLS does not guarantee nor is it responsible for its accuracy. Data maintained by the MLS may not reflect all real estate activities in the market. Information is deemed reliable but not guaranteed.