



Patterson-Schwartz Real Estate

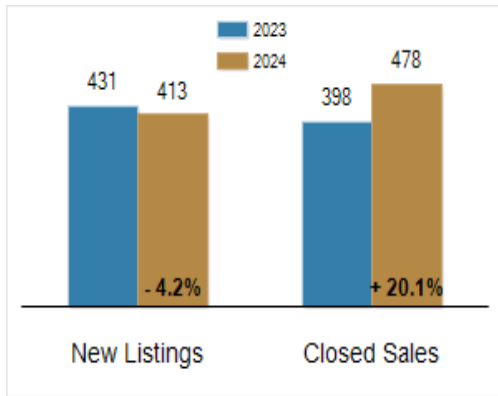
Residential Market Update

As of Wednesday, January 8, 2025 10:38:59 AM

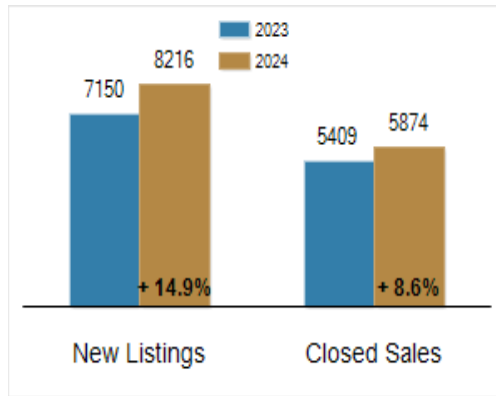
| All Sussex County | December | | | Year To Date | | |
|---|-----------|-----------|---------|--------------|-----------|---------|
| | 2023 | 2024 | Change | 2023 | 2024 | Change |
| New Listings | 431 | 413 | - 4.2% | 7150 | 8216 | + 14.9% |
| Closed Sales | 398 | 478 | + 20.1% | 5409 | 5874 | + 8.6% |
| Under Contract | 351 | 327 | - 6.8% | 5542 | 6006 | + 8.4% |
| Median Sales Price | \$445,500 | \$470,500 | + 5.6% | \$450,000 | \$452,000 | + 0.4% |
| % of Original List Price Received at Sale | 97.3% | 96.4% | - 0.9% | 98.7% | 97.8% | - 0.9% |
| Average Days on Market Until Sale | 56 | 58 | + 3.6% | 48 | 51 | + 6.3% |

| | |
|--|------|
| Total Residential Listing Inventory as of January 8, 2025 | 1653 |
| Total Residential Listing Inventory (excluding new construction) as of January 8, 2025 | 999 |

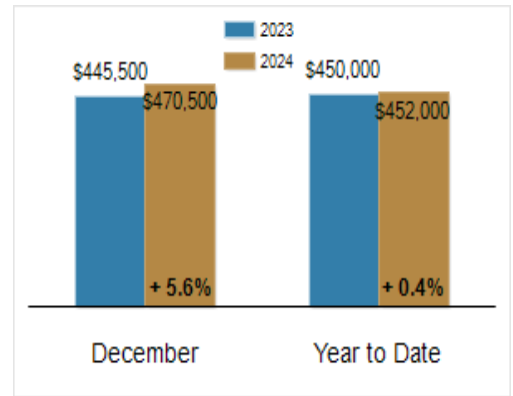
Activity: December



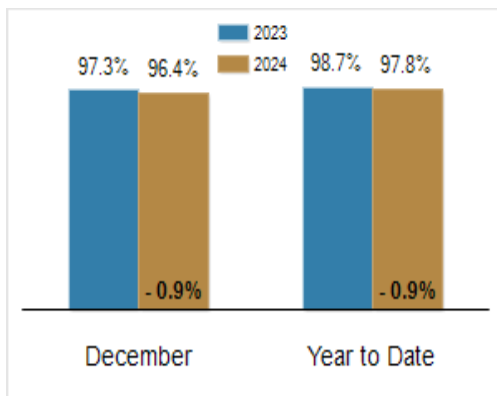
Activity: Year to Date



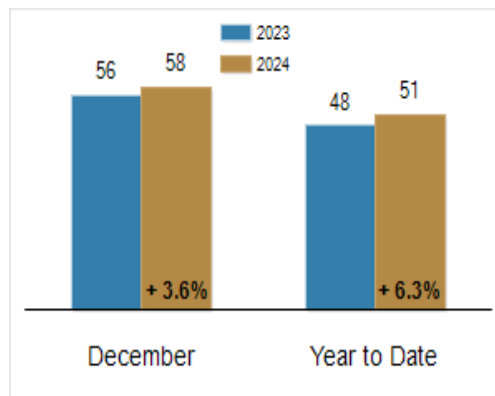
Median Sales Price



Percent of Original List Price Received at Sale



Average Days on Market Until Sale



All information presented is based on data supplied by BRIGHT MLS. BRIGHT MLS does not guarantee nor is it responsible for its accuracy. Data maintained by the MLS may not reflect all real estate activities in the market. Information is deemed reliable but not guaranteed.