



Patterson-Schwartz Real Estate

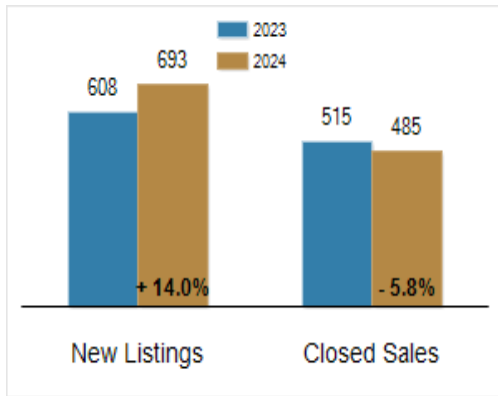
Residential Market Update

As of Monday, July 8, 2024 2:04:51 PM

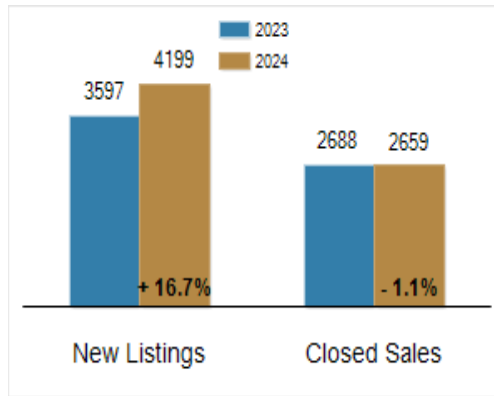
All Sussex County	June			Year To Date		
	2023	2024	Change	2023	2024	Change
New Listings	608	693	+ 14.0%	3597	4199	+ 16.7%
Closed Sales	515	485	- 5.8%	2688	2659	- 1.1%
Under Contract	443	549	+ 23.9%	2872	3026	+ 5.4%
Median Sales Price	\$465,000	\$464,490	- 0.1%	\$449,450	\$455,000	+ 1.2%
% of Original List Price Received at Sale	99.7%	97.4%	- 2.3%	99.7%	98.3%	- 1.4%
Average Days on Market Until Sale	39	44	+ 12.8%	50	50	+ 0.0%

Total Residential Listing Inventory as of July 8, 2024	1814
Total Residential Listing Inventory (excluding new construction) as of July 8, 2024	1131

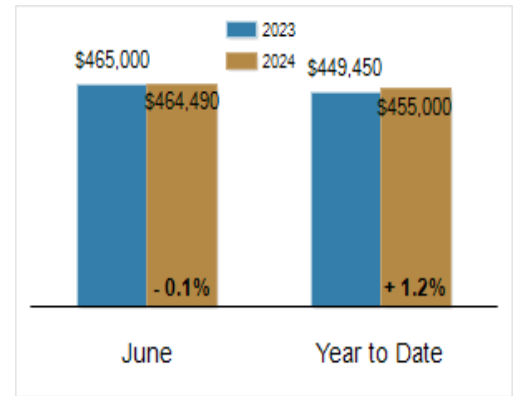
Activity: June



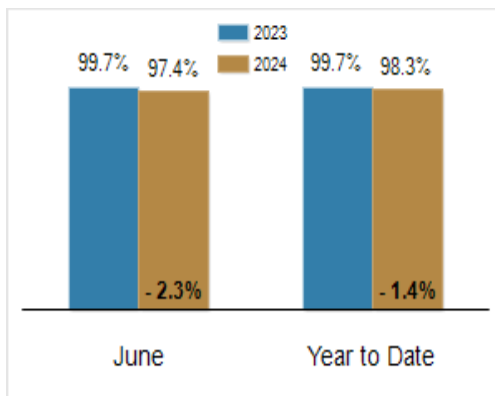
Activity: Year to Date



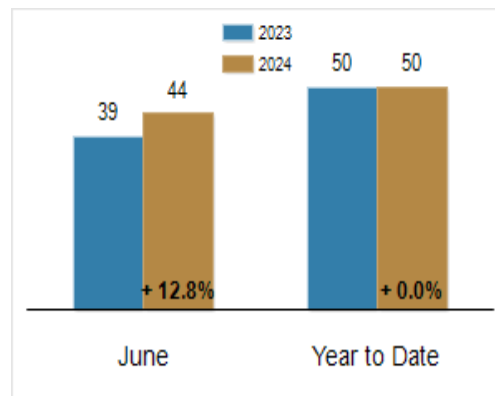
Median Sales Price



Percent of Original List Price Received at Sale



Average Days on Market Until Sale



All information presented is based on data supplied by BRIGHT MLS. BRIGHT MLS does not guarantee nor is it responsible for its accuracy. Data maintained by the MLS may not reflect all real estate activities in the market. Information is deemed reliable but not guaranteed.