



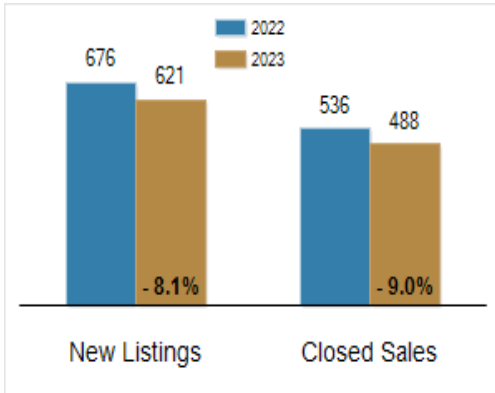
Patterson-Schwartz Real Estate

Residential Market Update

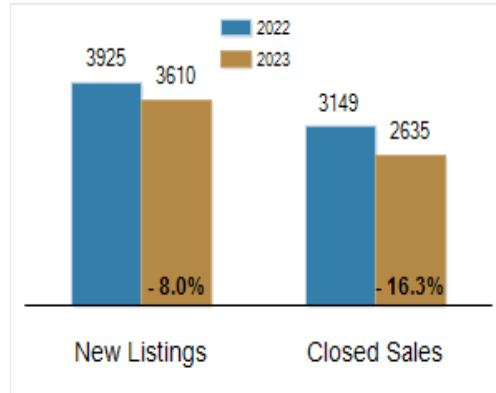
As of Friday, July 7, 2023 9:32:34 AM

All Sussex County	June			Year To Date		
	2022	2023	Change	2022	2023	Change
New Listings	676	621	- 8.1%	3925	3610	- 8.0%
Closed Sales	536	488	- 9.0%	3149	2635	- 16.3%
Pending Sales	470	301	- 36.0%	3072	2680	- 12.8%
Median Sales Price	\$436,375	\$461,000	+ 5.6%	\$428,000	\$445,000	+ 4.0%
% of Original List Price Received at Sale	100.3%	99.4%	- 0.9%	100.9%	99.5%	- 1.4%
Average Days on Market Until Sale	23	40	+ 73.9%	32	50	+ 56.3%
Total Residential Listing Inventory (as of 06/30)	1005	1560	+ 55.2%			
Single-Family Detached Inventory (as of 06/30)	765	1169	+ 52.8%			

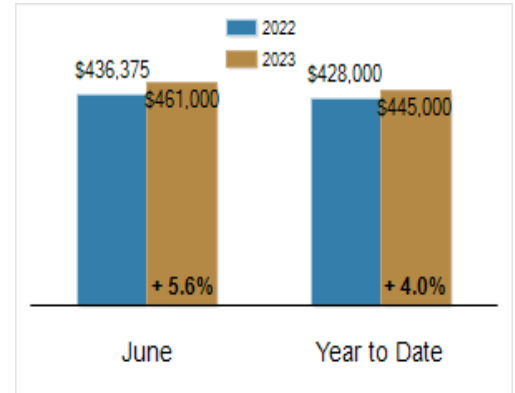
Activity: June



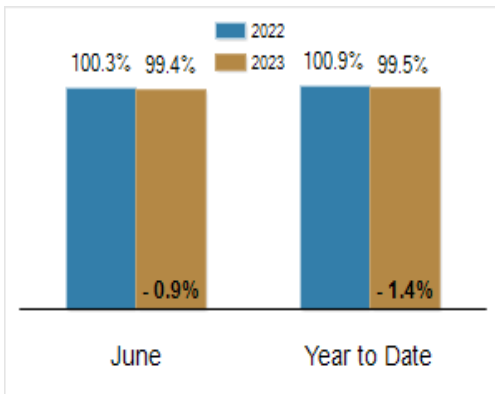
Activity: Year to Date



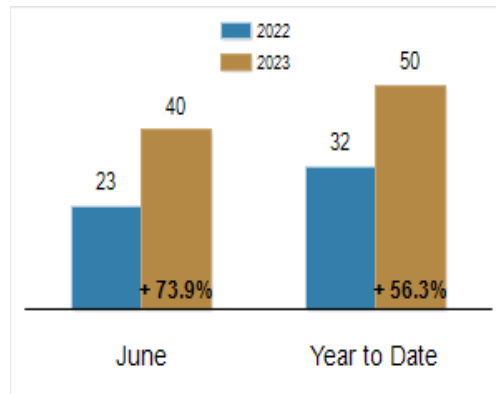
Median Sales Price



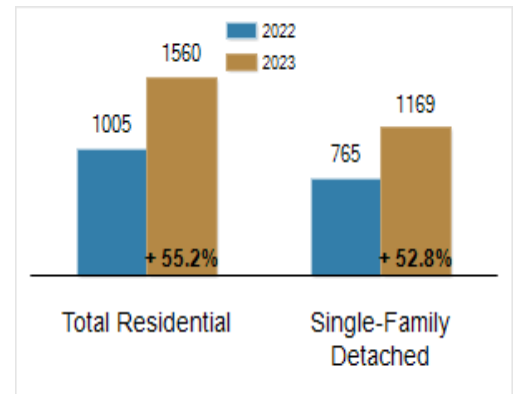
Percent of Original List Price Received at Sale



Average Days on Market Until Sale



Inventory of Homes for Sale: June



All information presented is based on data supplied by BRIGHT MLS. BRIGHT MLS does not guarantee nor is it responsible for its accuracy. Data maintained by the MLS may not reflect all real estate activities in the market. Information is deemed reliable but not guaranteed.