



Patterson-Schwartz Real Estate

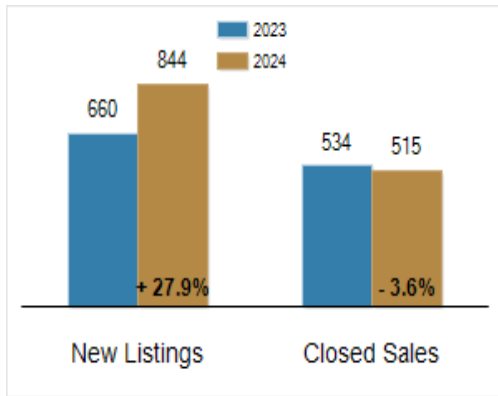
Residential Market Update

As of Thursday, June 6, 2024 2:13:15 PM

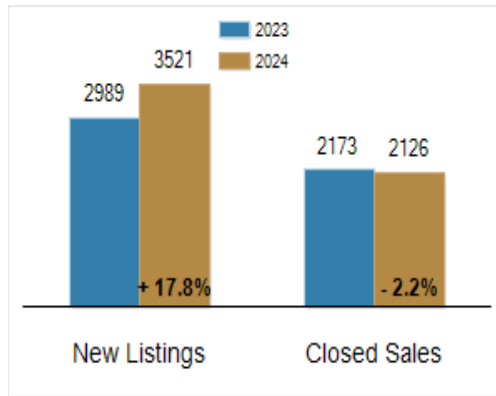
All Sussex County	May			Year To Date		
	2023	2024	Change	2023	2024	Change
New Listings	660	844	+ 27.9%	2989	3521	+ 17.8%
Closed Sales	534	515	- 3.6%	2173	2126	- 2.2%
Under Contract	495	567	+ 14.5%	2429	2506	+ 3.2%
Median Sales Price	\$439,450	\$470,000	+ 7.0%	\$445,000	\$450,000	+ 1.1%
% of Original List Price Received at Sale	99.3%	98.5%	- 0.8%	99.6%	98.4%	- 1.2%
Average Days on Market Until Sale	48	48	+ 0.0%	52	52	+ 0.0%

Total Residential Listing Inventory as of June 6, 2024	1792
Total Residential Listing Inventory (excluding new construction) as of June 6, 2024	1134

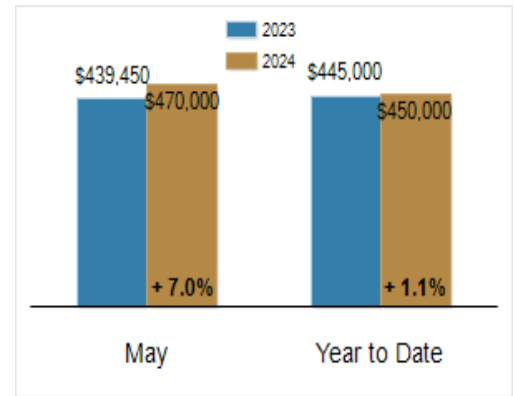
Activity: May



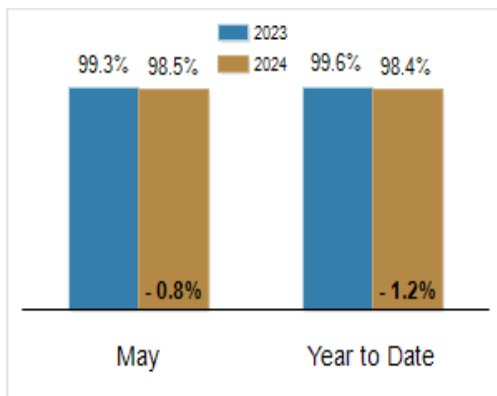
Activity: Year to Date



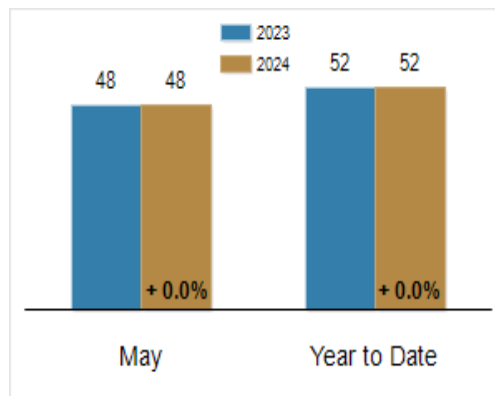
Median Sales Price



Percent of Original List Price Received at Sale



Average Days on Market Until Sale



All information presented is based on data supplied by BRIGHT MLS. BRIGHT MLS does not guarantee nor is it responsible for its accuracy. Data maintained by the MLS may not reflect all real estate activities in the market. Information is deemed reliable but not guaranteed.