



# Patterson-Schwartz Real Estate

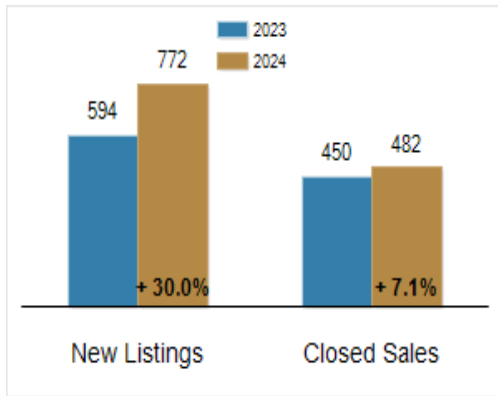
## Residential Market Update

As of Thursday, May 16, 2024 10:49:27 AM

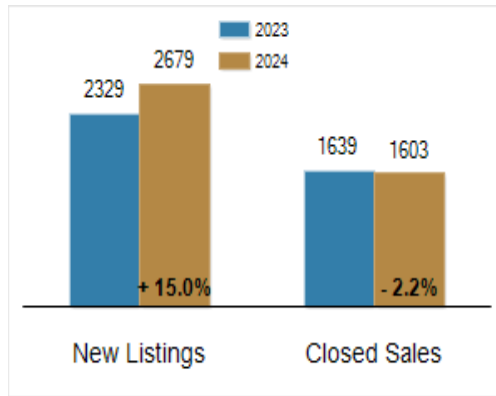
All Sussex County	April			Year To Date		
	2023	2024	Change	2023	2024	Change
New Listings	594	772	+ 30.0%	2329	2679	+ 15.0%
Closed Sales	450	482	+ 7.1%	1639	1603	- 2.2%
Under Contract	482	549	+ 13.9%	1935	1961	+ 1.3%
Median Sales Price	\$449,950	\$467,495	+ 3.9%	\$448,000	\$449,990	+ 0.4%
% of Original List Price Received at Sale	97.6%	99.3%	+ 1.7%	99.7%	98.4%	- 1.3%
Average Days on Market Until Sale	56	50	- 10.7%	54	53	- 1.9%

Total Residential Listing Inventory as of May 16, 2024	1753
Total Residential Listing Inventory (excluding new construction) as of May 16, 2024	1103

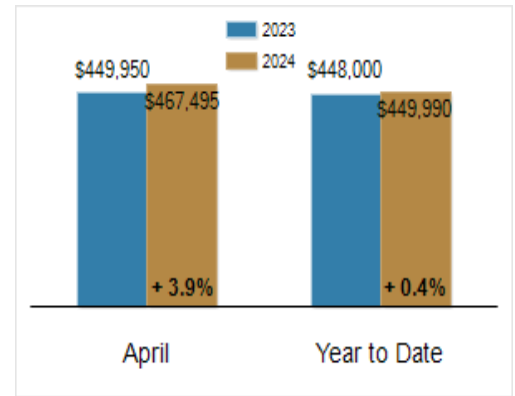
### Activity: April



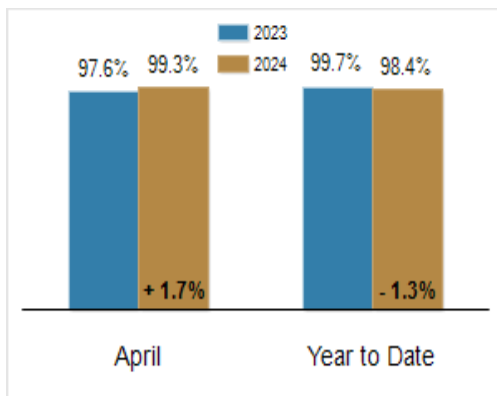
### Activity: Year to Date



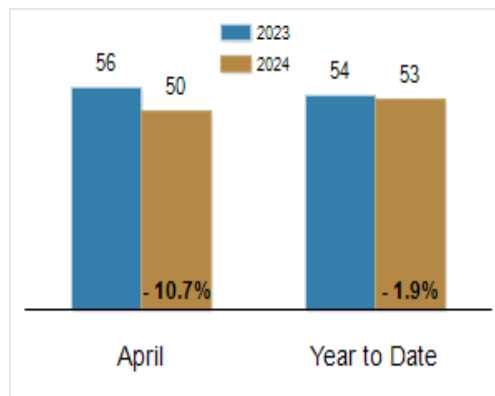
### Median Sales Price



### Percent of Original List Price Received at Sale



### Average Days on Market Until Sale



All information presented is based on data supplied by BRIGHT MLS. BRIGHT MLS does not guarantee nor is it responsible for its accuracy. Data maintained by the MLS may not reflect all real estate activities in the market. Information is deemed reliable but not guaranteed.