



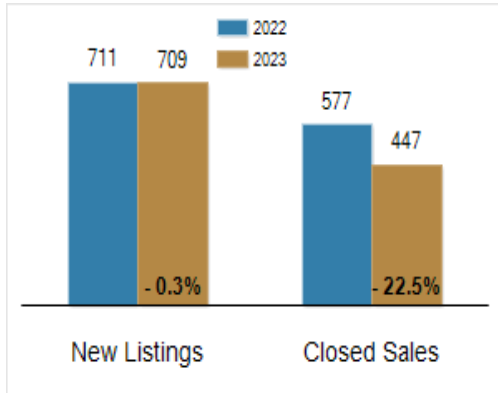
Patterson-Schwartz Real Estate

Residential Market Update

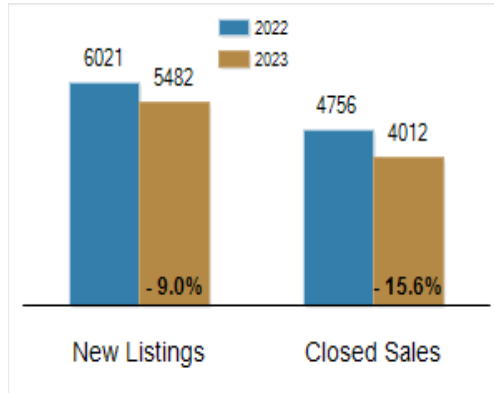
As of Friday, October 6, 2023 10:32:54 AM

All Sussex County	September			Year To Date		
	2022	2023	Change	2022	2023	Change
New Listings	711	709	- 0.3%	6021	5482	- 9.0%
Closed Sales	577	447	- 22.5%	4756	4012	- 15.6%
Pending Sales	470	322	- 31.5%	4551	4083	- 10.3%
Median Sales Price	\$425,000	\$465,000	+ 9.4%	\$425,725	\$450,000	+ 5.7%
% of Original List Price Received at Sale	97.9%	97.3%	- 0.6%	100.3%	98.9%	- 1.4%
Average Days on Market Until Sale	36	42	+ 16.7%	32	48	+ 50.0%
Total Residential Listing Inventory (as of 09/30)	1163	1620	+ 39.3%			
Single-Family Detached Inventory (as of 09/30)	872	1183	+ 35.7%			

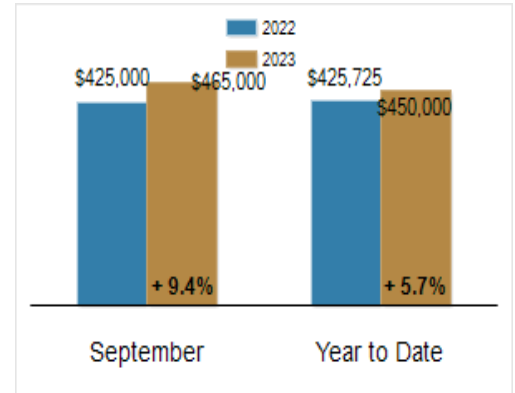
Activity: September



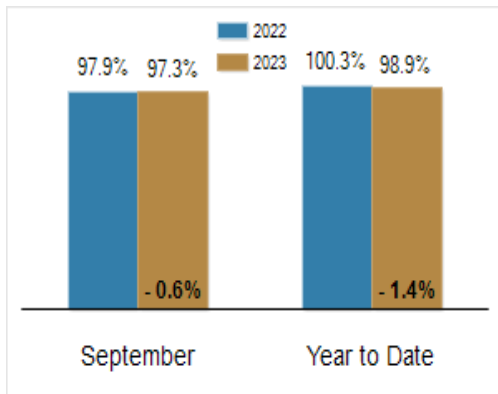
Activity: Year to Date



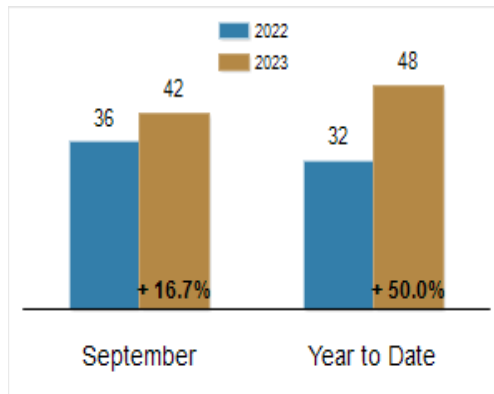
Median Sales Price



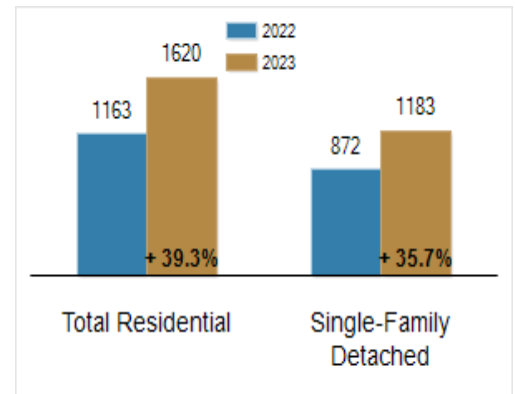
Percent of Original List Price Received at Sale



Average Days on Market Until Sale



Inventory of Homes for Sale: September



All information presented is based on data supplied by BRIGHT MLS. BRIGHT MLS does not guarantee nor is it responsible for its accuracy. Data maintained by the MLS may not reflect all real estate activities in the market. Information is deemed reliable but not guaranteed.