



Patterson-Schwartz Real Estate

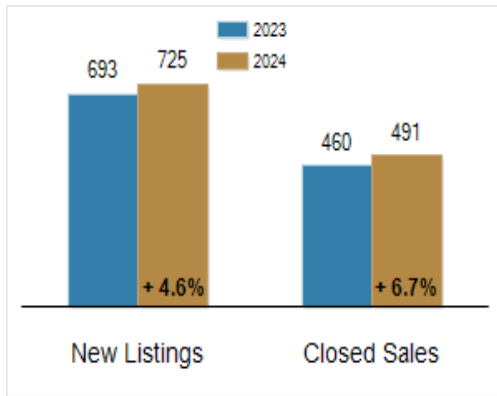
Residential Market Update

As of Tuesday, October 8, 2024 10:49:37 AM

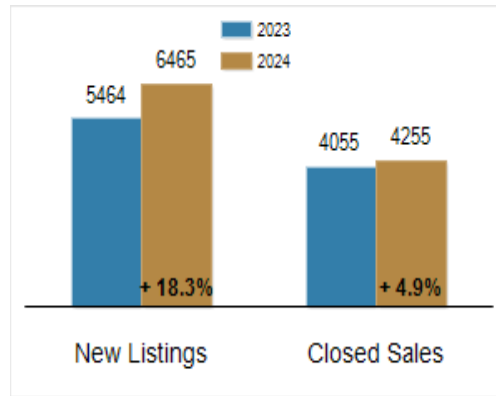
All Sussex County	September			Year To Date		
	2023	2024	Change	2023	2024	Change
New Listings	693	725	+ 4.6%	5464	6465	+ 18.3%
Closed Sales	460	491	+ 6.7%	4055	4255	+ 4.9%
Under Contract	482	600	+ 24.5%	4302	4698	+ 9.2%
Median Sales Price	\$463,500	\$452,000	- 2.5%	\$450,000	\$449,900	+ 0.0%
% of Original List Price Received at Sale	97.2%	97.4%	+ 0.2%	99.0%	98.0%	- 1.0%
Average Days on Market Until Sale	41	49	+ 19.5%	47	51	+ 8.5%

Total Residential Listing Inventory as of October 8, 2024	1871
Total Residential Listing Inventory (excluding new construction) as of October 8, 2024	1246

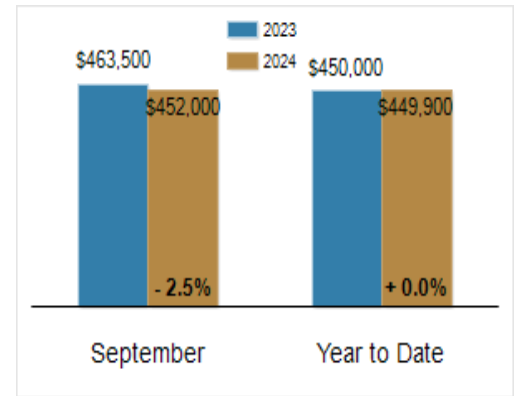
Activity: September



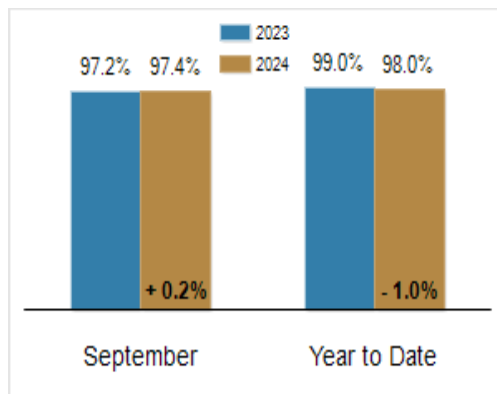
Activity: Year to Date



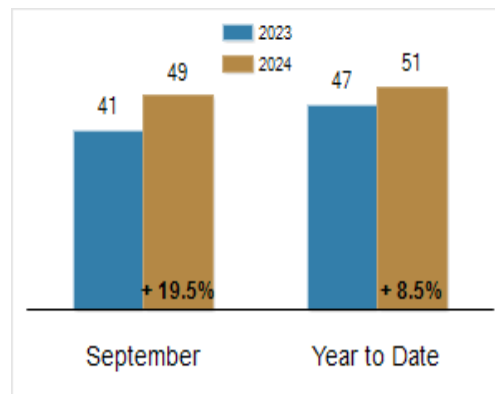
Median Sales Price



Percent of Original List Price Received at Sale



Average Days on Market Until Sale



All information presented is based on data supplied by BRIGHT MLS. BRIGHT MLS does not guarantee nor is it responsible for its accuracy. Data maintained by the MLS may not reflect all real estate activities in the market. Information is deemed reliable but not guaranteed.