



Patterson-Schwartz Real Estate

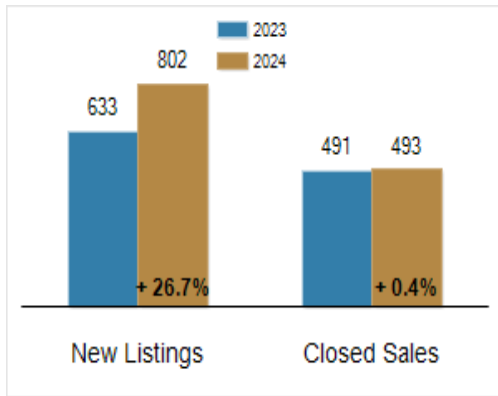
Residential Market Update

As of Monday, September 9, 2024 9:25:54 AM

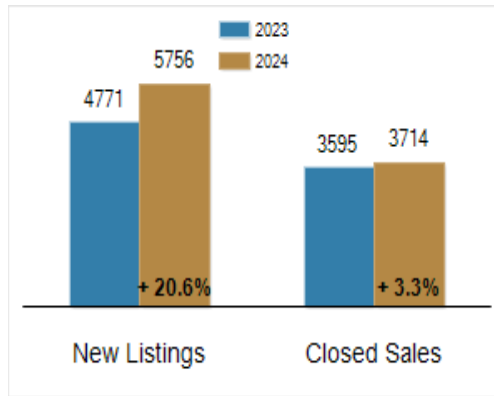
All Sussex County	August			Year To Date		
	2023	2024	Change	2023	2024	Change
New Listings	633	802	+ 26.7%	4771	5756	+ 20.6%
Closed Sales	491	493	+ 0.4%	3595	3714	+ 3.3%
Under Contract	502	619	+ 23.3%	3821	4117	+ 7.7%
Median Sales Price	\$450,000	\$445,000	- 1.1%	\$450,000	\$449,900	+ 0.0%
% of Original List Price Received at Sale	97.9%	96.4%	- 1.5%	99.2%	98.0%	- 1.2%
Average Days on Market Until Sale	45	50	+ 11.1%	48	51	+ 6.3%

Total Residential Listing Inventory as of September 9, 2024	1866
Total Residential Listing Inventory (excluding new construction) as of September 9, 2024	1201

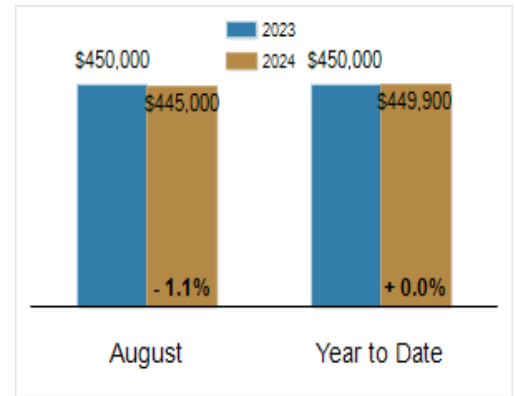
Activity: August



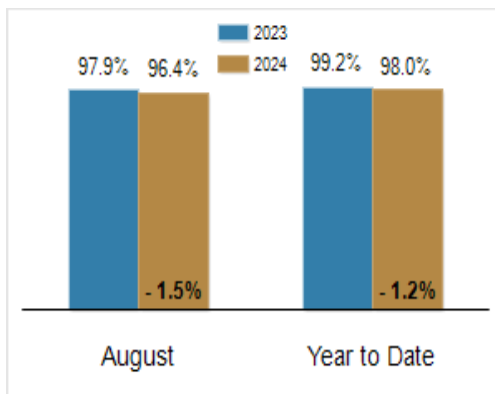
Activity: Year to Date



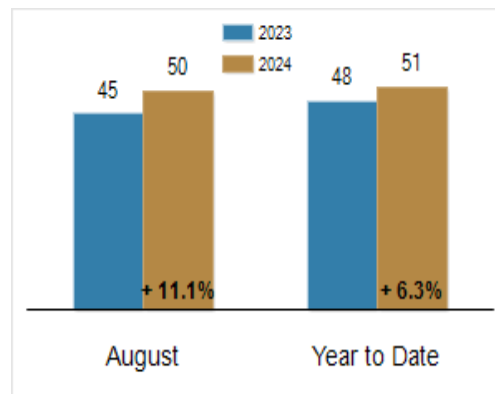
Median Sales Price



Percent of Original List Price Received at Sale



Average Days on Market Until Sale



All information presented is based on data supplied by BRIGHT MLS. BRIGHT MLS does not guarantee nor is it responsible for its accuracy. Data maintained by the MLS may not reflect all real estate activities in the market. Information is deemed reliable but not guaranteed.